

## PIAS3 RABBIT PAB

货号: S220316

产品全名: PIAS3 兔多抗

基因符号 ZMIZ5

**UNIPROT ID:** Q9Y6X2 (Gene Accession - NP\_006090)

**背景:** This gene encodes a member of the PIAS [protein inhibitor of activated STAT (signal transducer and activator of transcription)] family of transcriptional modulators. The protein functions as a SUMO (small ubiquitin-like modifier)-E3 ligase which catalyzes the covalent attachment of a SUMO protein to specific target substrates. It directly binds to several transcription factors and either blocks or enhances their activity. Alternatively spliced transcript variants of this gene have been identified, but the full-length nature of some of these variants has not been determined.

**抗原:** Synthetic peptide of human PIAS3

**经过测试的应用:** ELISA, IHC

**推荐稀释比:** IHC: 30-150; ELISA: 5000-10000

**种属反应性:** Rabbit

**克隆性:** Rabbit Polyclonal

**亚型:** Immunogen-specific rabbit IgG

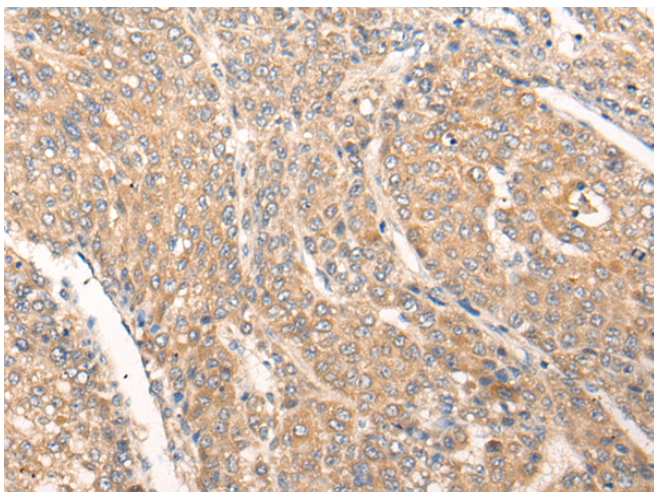
**纯化:** Antigen affinity purification

**种属反应性:** Human, Mouse, Rat

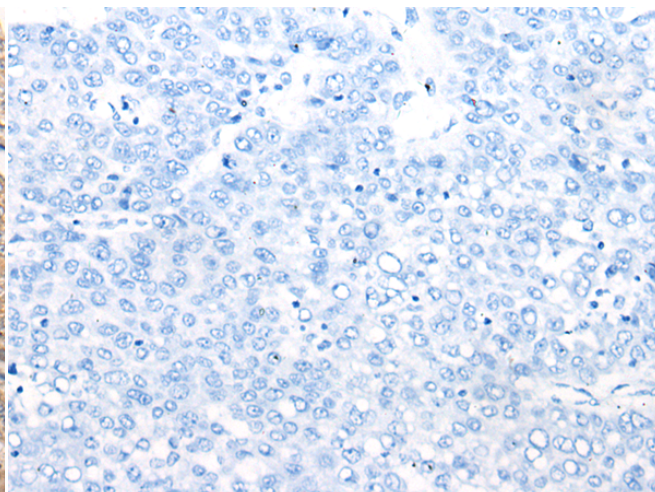
**成分:** PBS (without Mg<sup>2+</sup> and Ca<sup>2+</sup>), pH 7.4, 150 mM NaCl, 0.05% Sodium Azide and 40% glycerol

**研究领域:** Epigenetics and Nuclear Signaling, Cell Biology

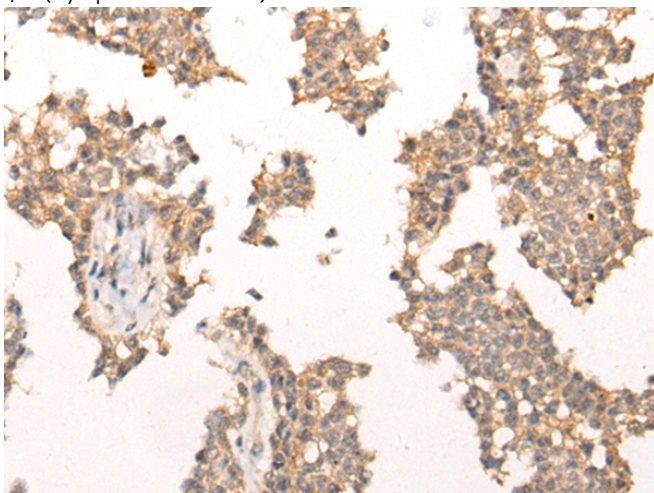
**储存和运输:** Store at -20°C. Avoid repeated freezing and thawing



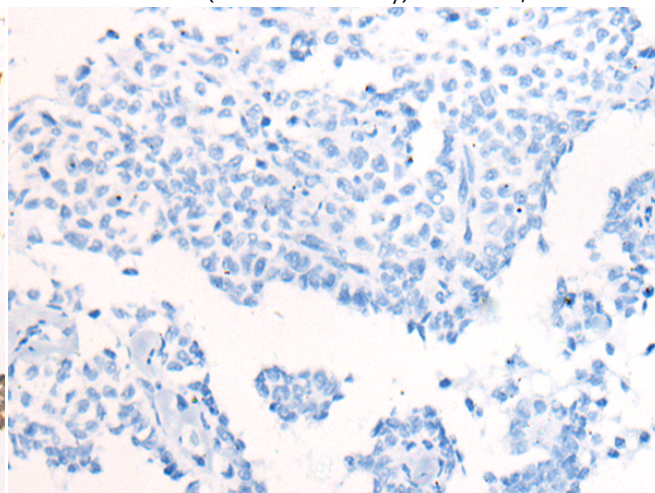
Immunohistochemistry analysis of paraffin embedded Human liver cancer tissue using 220316(PIAS3 Antibody) at a dilution of 1/40(Cytoplasm or Nucleus).



In comparison with the IHC on the left, the same paraffin-embedded Human liver cancer tissue is first treated with the synthetic peptide and then with 220316(Anti-PIAS3 Antibody) at dilution 1/40.



The image on the left is immunohistochemistry of paraffin-embedded Human ovarian cancer tissue using 220316(Anti-PIAS3 Antibody) at a dilution of 1/40.



In comparison with the IHC on the left, the same paraffin-embedded Human ovarian cancer tissue is first treated with synthetic peptide and then with D261335(Anti-PIAS3 Antibody) at dilution 1/40.



# Product Description

Pioneering GTPase and Oncogene Product Development since 2010

---