

PHOSPHO-VEGF RECEPTOR 2 (TYR1214) RABBIT PAB

货号: N225293

产品全名: Phospho-VEGF Receptor 2 (Tyr1214) 兔多抗

基因符号 KDR; FLK1; VEGFR2; Vascular endothelial growth factor receptor 2; VEGFR-2; Fetal liver kinase 1; FLK-1; Kinase insert domain receptor; KDR; Protein-tyrosine kinase receptor flk-1; CD antigen CD309

UNIPROT ID: P35968

背景: VEGFR-2 is a receptor tyrosine kinase of the VEGFR family. High affinity receptor for VEGF and VEGF-C. Ligand binding induces autophosphorylation and activation. Activated receptor recruits proteins including Shc, GRB2, PI3K, Nck, SHP-1 and SHP-2.

抗原: Synthetic peptide of human KDR

经过测试的应用: WB,IHC-P,ICC/IF

推荐稀释比: WB: 1/500-1/1000 IHC: 1/50-1/100 ICC: 1/100-1/200

种属反应性: Rabbit

克隆性: Rabbit Polyclonal

分子量: Calculated MW: 152 kDa; Observed MW: 230 kDa

亚型: IgG

纯化: Affinity Purified

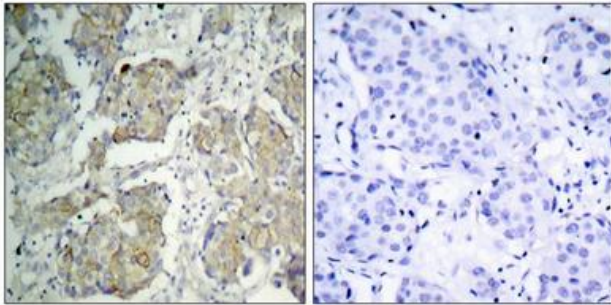
种属反应性: Human, Mouse and Rat

Modification: Phosphorylated

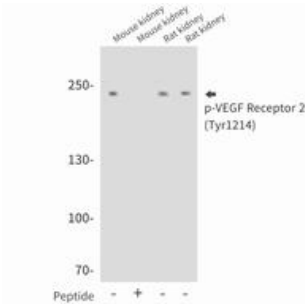
成分: PBS (without Mg²⁺ and Ca²⁺), pH 7.3 containing 50% glycerol, 0.5% BSA and 0.02% sodium azide

研究领域: Epigenetics and Nuclear Signaling

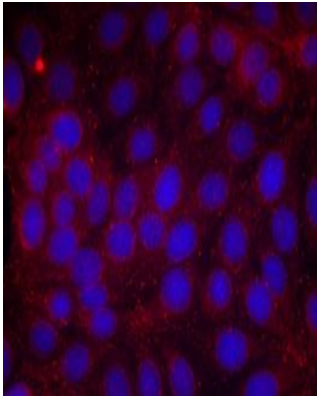
储存和运输: Store at -20°C. Avoid repeated freezing and thawing



Immunohistochemistry analysis of paraffin-embedded Human breast carcinoma tissue using VEGFR2(Phospho-Tyr1214) antibody. High-pressure and temperature Sodium Citrate pH 6.0 was used for antigen retrieval. Sample with blocking peptide on the right.



Western blot analysis of Phospho-VEGF Receptor 2 (Tyr1214) in mouse kidney, rat kidney lysates using Phospho-VEGF Receptor 2 (Tyr1214) antibody.



Immunofluorescence analysis of Phospho-VEGF Receptor 2 (Tyr1214) in MCF-7 cells using VEGFR2(Phospho-Tyr1214) antibody (red).