

PHOSPHO-MTOR (SER2448) RABBIT MAB

货号: N262549

产品全名: Phospho-mTOR (Ser2448) 兔单克隆抗体

基因符号 MTOR; FRAP; FRAP1; FRAP2; RAFT1; RAPT1; Serine/threonine-protein kinase mTOR; FK506-binding protein 12-rapamycin complex-associated protein 1; FKBP12-rapamycin complex-associated protein; Mammalian target of rapamycin; mTOR; Mechanistic tar

UNIPROT ID: P42345

背景: An atypical kinase belonging to the PIKK family of kinases. Controls cell growth through protein synthesis regulation. Downstream of PI3K/Akt pathway and required for cell survival. Acts as the target for the cell-cycle arrest and immunosuppressive effects of the FKBP12-rapamycin complex.

抗原: A synthetic phosphopeptide corresponding to residues surrounding Ser2448 of human mTOR

经过测试的应用: WB,IHC-P

推荐稀释比: WB: 1/500-1/1000 IHC: 1/50-1/100

种属反应性: Rabbit

克隆性: Rabbit Monoclonal

克隆编号: R08-7G7

分子量: Calculated MW: 289 kDa; Observed MW: 289 kDa

亚型: IgG

纯化: Affinity Purified

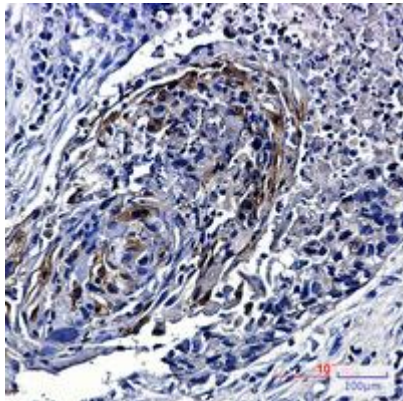
种属反应性: Human,Mouse

Modification: Phosphorylated

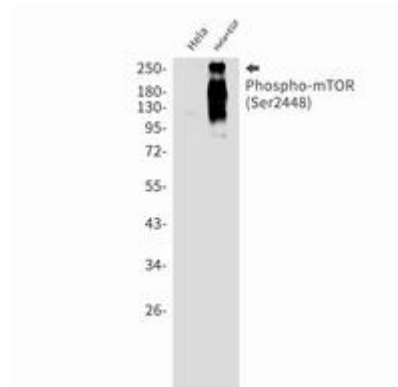
成分: PBS (without Mg²⁺ and Ca²⁺), pH 7.3 containing 50% glycerol, 0.5% BSA and 0.02% sodium azide

研究领域: Hypoxia Signal Transduction& Hypoxia-induced

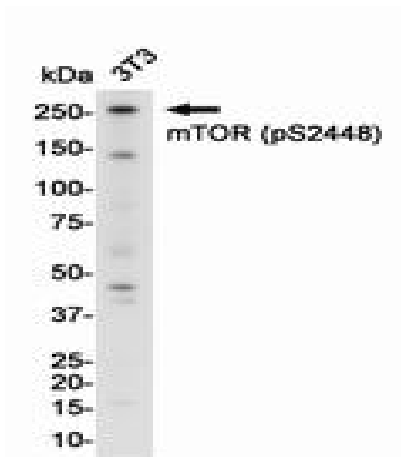
储存和运输: Store at -20°C. Avoid repeated freezing and thawing



Immunohistochemistry analysis of paraffin-embedded Human lung cancer using Phospho-mTOR (Ser2448) antibody. High-pressure and temperature Sodium Citrate pH 6.0 was used for antigen retrieval.



Western blot analysis of Phospho-mTOR (Ser2448) in Hela, Hela+EGF lysates using Phospho-mTOR (Ser2448) antibody.



Western blot analysis of mTOR (Phospho-Ser2448) in 3t3 lysates using mTOR (Phospho-Ser2448) antibody.