

PGK1 RABBIT MAB

货号: N262705

产品全名: PGK1 兔单克隆抗体

基因符号 PGKA; MIG10; HEL-S-68p

UNIPROT ID: P00558

背景: The PGK1 gene encodes phosphoglycerate kinase-1, also known as ATP:3-phosphoglycerate 1-phosphotransferase (EC 2.7.2.3), which catalyzes the reversible conversion of 1,3-diphosphoglycerate to 3-phosphoglycerate during glycolysis, generating one molecule of ATP. It belongs to the phosphoglycerate kinase family and defects in PGK1 are the cause of phosphoglycerate kinase 1 deficiency (PGK1D).

抗原: A synthetic peptide of human PGK1

经过测试的应用: WB, ICC/IF

推荐稀释比: WB: 1/500-1/1000 IF: 1/50-1/200

种属反应性: Rabbit

克隆性: Rabbit Monoclonal

克隆编号: R04-9H9

分子量: Calculated MW: 45 kDa; Observed MW: 45 kDa

亚型: IgG

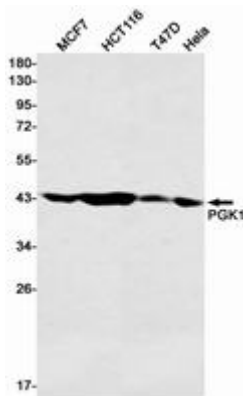
纯化: Affinity Purified

种属反应性: Human, Mouse and Rat


成分: PBS (without Mg²⁺ and Ca²⁺), pH 7.3 containing 50% glycerol, 0.5% BSA and 0.02% sodium azide

研究领域: Cardiovascular

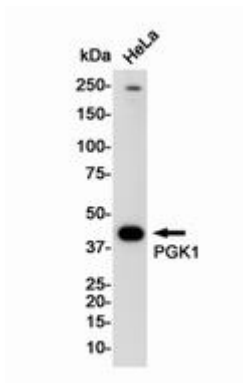
储存和运输: Store at -20°C. Avoid repeated freezing and thawing



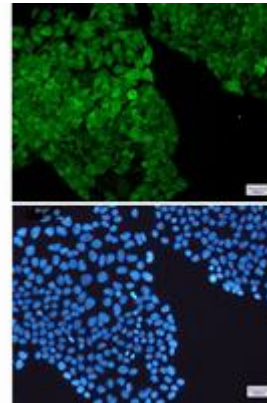
Western blot analysis of PGK1 in MCF-7, HCT116, T47D, HeLa lysates using PGK1 antibody



Western blot analysis of PGK1 in C6, Raw264.7, PC-12, 3T3 lysates using PGK1 antibody.



Western blot analysis of PGK1 in HeLa lysates using PGK1 antibody.



Immunocytochemistry analysis of PGK1(green) in HeLa using PGK1 antibody, and DAPI(blue).