

PEROXIREDOXIN 3 RABBIT MAB

货号: N263489

产品全名: Peroxiredoxin 3 兔单克隆抗体

基因符号 PRDX3; AOP1; Thioredoxin-dependent peroxide reductase; mitochondrial; Antioxidant protein 1; AOP-1; HBC189; Peroxiredoxin III; Prx-III; Peroxiredoxin-3; Protein MER5 homolog

UNIPROT ID: P30048

背景: Involved in redox regulation of the cell. Protects radical-sensitive enzymes from oxidative damage by a radical-generating system. Acts synergistically with MAP3K13 to regulate the activation of NF-kappa-B in the cytosol.

抗原: A synthetic peptide of human Peroxiredoxin 3/PRDX3

经过测试的应用: WB,IHC-F,IHC-P,ICC/IF,IP

推荐稀释比: WB: 1/500-1/1000 IHC: 1/50-1/100 IF: 1/50-1/200 IP: 1/20

种属反应性: Rabbit

克隆性: Rabbit Monoclonal

克隆编号: R07-3I3

分子量: Calculated MW: 28 kDa; Observed MW: 28 kDa

亚型: IgG

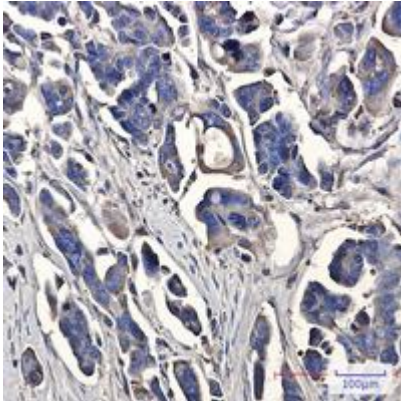
纯化: Affinity Purified

种属反应性: Human

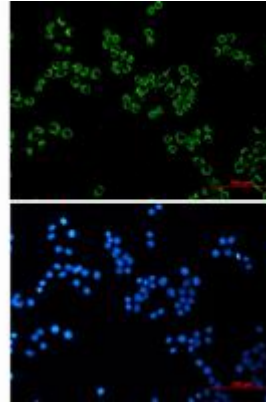
成分: PBS (without Mg²⁺ and Ca²⁺), pH 7.3 containing 50% glycerol, 0.5% BSA and 0.02% sodium azide

研究领域: Neuroscience

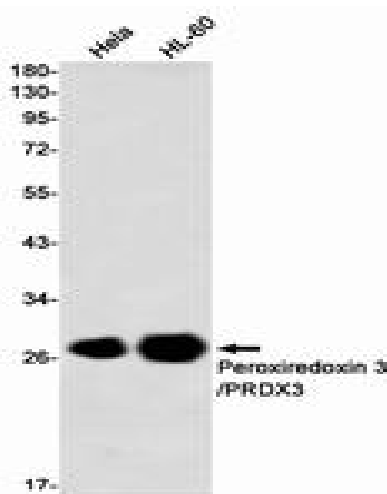
储存和运输: Store at -20°C. Avoid repeated freezing and thawing



Immunohistochemistry analysis of paraffin-embedded Human Cholangiocarcinoma using Peroxiredoxin 3/PRDX3 antibody. High-pressure and temperature Sodium Citrate pH 6.0 was used for antigen retrieval.



Immunocytochemistry analysis of Peroxiredoxin 3 (green) in Hela using Peroxiredoxin 3 antibody, and DAPI (blue).



Western blot analysis of Peroxiredoxin 3/PRDX3 in Hela, HL-60, lysates using Peroxiredoxin 3/PRDX3 antibody.