

## PER3 RABBIT PAB

货号: S219095

产品全名: PER3 兔多抗

基因符号: GIG13; FASPS3

**UNIPROT ID:** P56645 (Gene Accession - BC026102)

**背景:** This gene is a member of the Period family of genes and is expressed in a circadian pattern in the suprachiasmatic nucleus, the primary circadian pacemaker in the mammalian brain. Genes in this family encode components of the circadian rhythms of locomotor activity, metabolism, and behavior. This gene is upregulated by CLOCK/ARNTL heterodimers but then represses this upregulation in a feedback loop using PER/CRY heterodimers to interact with CLOCK/ARNTL. Polymorphisms in this gene have been linked to sleep disorders. Multiple transcript variants encoding different isoforms have been found for this gene.

**抗原:** Fusion protein of human PER3

**经过测试的应用:** ELISA, IHC

**推荐稀释比:** IHC: 50-300; ELISA: 5000-10000

**种属反应性:** Rabbit

**克隆性:** Rabbit Polyclonal

**亚型:** Immunogen-specific rabbit IgG

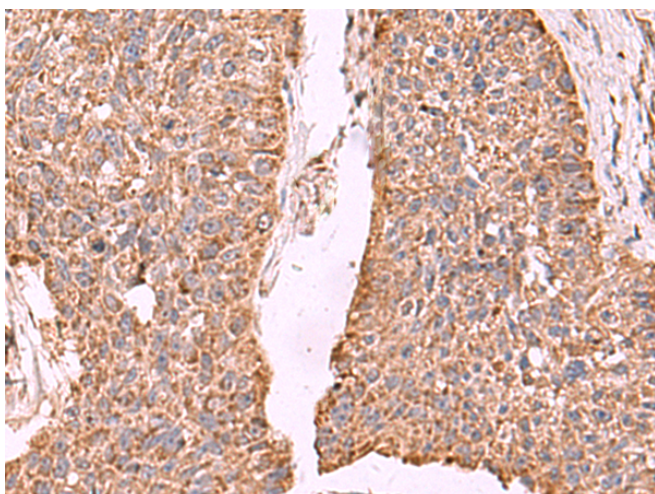
**纯化:** Antigen affinity purification

**种属反应性:** Human, Mouse, Rat

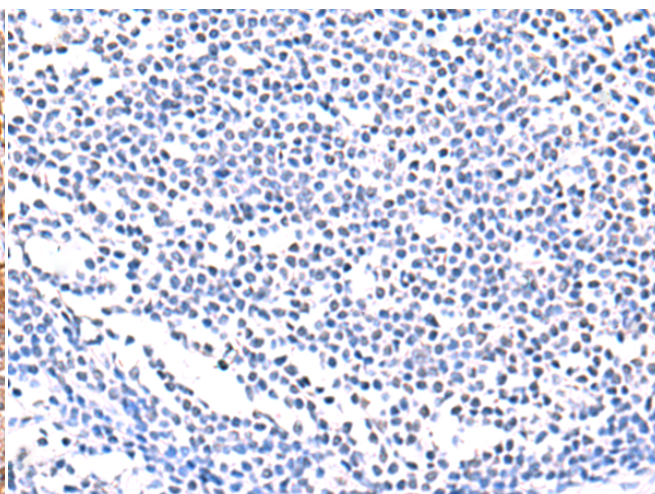
**成分:** PBS (without Mg<sup>2+</sup> and Ca<sup>2+</sup>), pH 7.4, 150 mM NaCl, 0.05% Sodium Azide and 40% glycerol

**研究领域:** Epigenetics and Nuclear Signaling, Cardiovascular

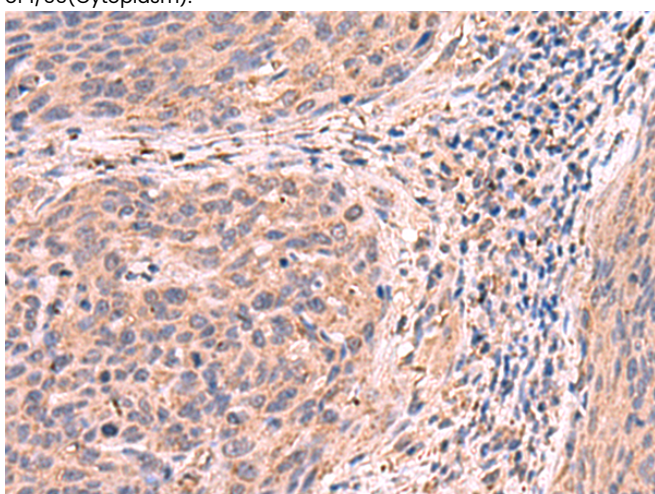
**储存和运输:** Store at -20°C. Avoid repeated freezing and thawing



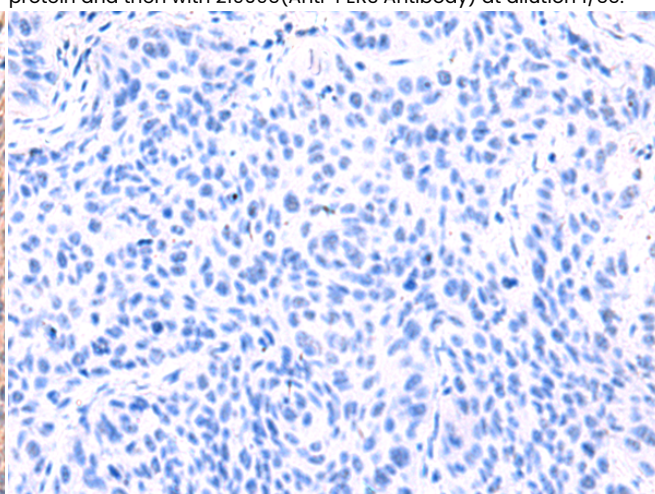
Immunohistochemistry analysis of paraffin embedded Human esophagus cancer tissue using 219095 (PER3 Antibody) at a dilution of 1/55 (Cytoplasm).



In comparison with the IHC on the left, the same paraffin-embedded Human esophagus cancer tissue is first treated with the fusion protein and then with 219095 (Anti-PER3 Antibody) at dilution 1/55.



The image on the left is immunohistochemistry of paraffin-embedded Human cervical cancer tissue using 219095 (Anti-PER3 Antibody) at a dilution of 1/55.



In comparison with the IHC on the left, the same paraffin-embedded Human cervical cancer tissue is first treated with fusion protein and then with D225821 (Anti-PER3 Antibody) at dilution 1/55.



# Product Description

Pioneering GTPase and Oncogene Product Development since 2010

---