

## PDSS2 RABBIT PAB

货号: S220794

产品全名: PDSS2 兔多抗

基因符号: DLPI; hDLPI; COQ10D3; C6orf210; bA59I9.3

**UNIPROT ID:** Q86YH6 (Gene Accession - NP\_065114)

**背景:** The protein encoded by this gene is an enzyme that synthesizes the prenyl side-chain of coenzyme Q, or ubiquinone, one of the key elements in the respiratory chain. The gene product catalyzes the formation of all trans-polyprenyl pyrophosphates from isopentyl diphosphate in the assembly of polyisoprenoid side chains, the first step in coenzyme Q biosynthesis. Defects in this gene are a cause of coenzyme Q10 deficiency.

**抗原:** Synthetic peptide of human PDSS2

**经过测试的应用:** ELISA, WB, IHC

**推荐稀释比:** IHC: 25-100;WB: 500-2000;ELISA: 2000-5000

**种属反应性:** Rabbit

**克隆性:** Rabbit Polyclonal

**亚型:** Immunogen-specific rabbit IgG

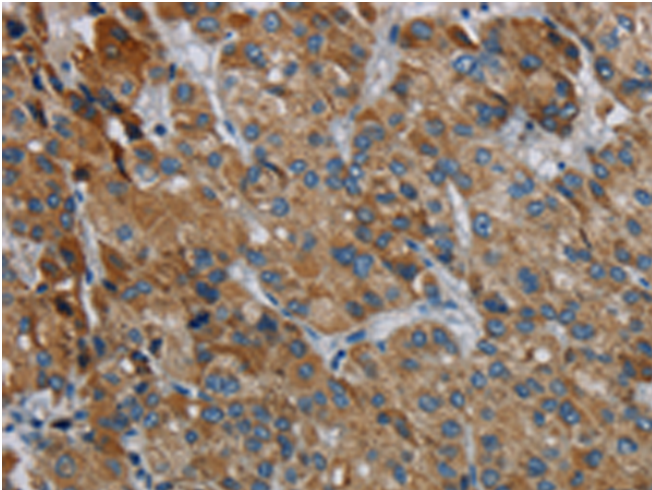
**纯化:** Antigen affinity purification

**种属反应性:** Human

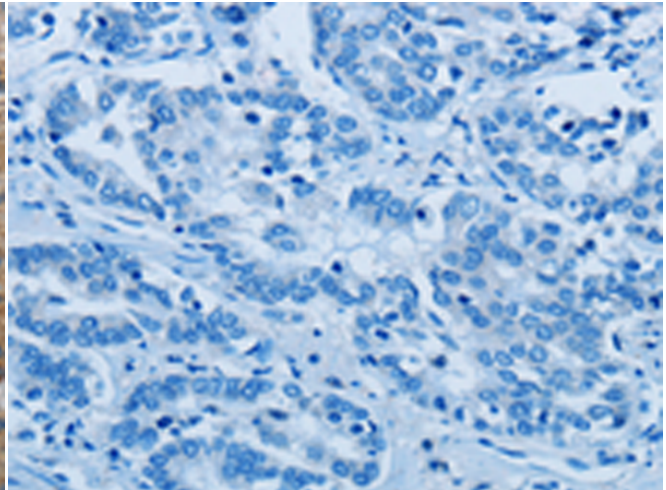
**成分:** PBS (without Mg<sup>2+</sup> and Ca<sup>2+</sup>), pH 7.4, 150 mM NaCl, 0.05% Sodium Azide and 40% glycerol

**研究领域:** Metabolism, Cancer


**储存和运输:** Store at -20°C. Avoid repeated freezing and thawing



Immunohistochemistry analysis of paraffin embedded Human liver cancer tissue using 220794 (PDSS2 Antibody) at a dilution of 1/30 (Cytoplasm).



In comparison with the IHC on the left, the same paraffin-embedded Human liver cancer tissue is first treated with the synthetic peptide and then with 220794 (Anti-PDSS2 Antibody) at dilution 1/30.



Gel: 8%SDS-PAGE, Lysate: 40 µg;

Lane: Hela cells;

Primary antibody: 220794 (PDSS2 Antibody) at dilution 1/400;

Secondary antibody: Goat anti rabbit IgG at 1/8000 dilution;

Exposure time: 20 seconds