

## PDGFRL RABBIT PAB

货号: S217677

产品全名: PDGFRL 兔多抗

基因符号 PDGRL; PRLTS

**UNIPROT ID:** Q15198 (Gene Accession - BC010927)

**背景:** This gene encodes a protein with significant sequence similarity to the ligand binding domain of platelet-derived growth factor receptor beta. Mutations in this gene, or deletion of a chromosomal segment containing this gene, are associated with sporadic hepatocellular carcinomas, colorectal cancers, and non-small cell lung cancers. This suggests this gene product may function as a tumor suppressor.

**抗原:** Fusion protein of human PDGFRL

**经过测试的应用:** ELISA, WB, IHC

**推荐稀释比:** IHC: 100-300;WB: 500-2000;ELISA: 5000-10000

**种属反应性:** Rabbit

**克隆性:** Rabbit Polyclonal

**亚型:** Immunogen-specific rabbit IgG

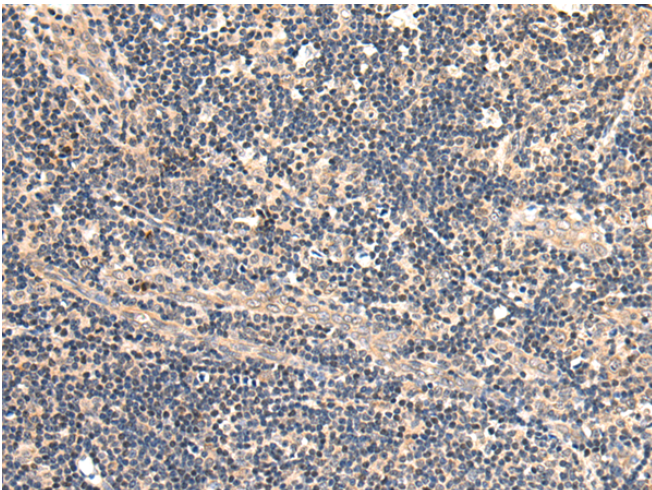
**纯化:** Antigen affinity purification

**种属反应性:** Human, Mouse, Rat

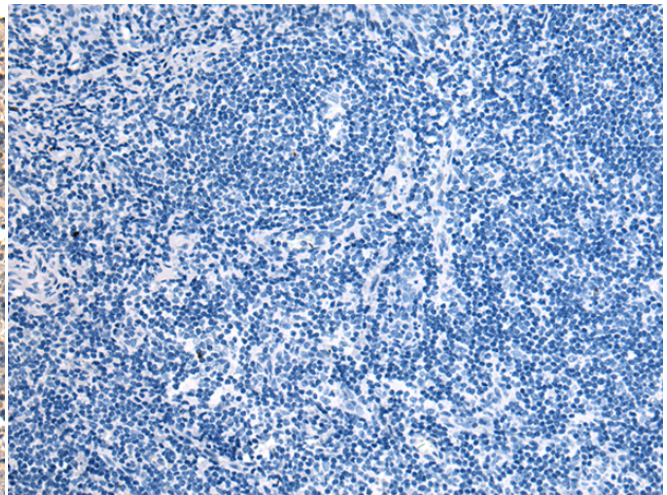
**成分:** PBS (without Mg<sup>2+</sup> and Ca<sup>2+</sup>), pH 7.4, 150 mM NaCl, 0.05% Sodium Azide and 40% glycerol

**研究领域:** Cancer

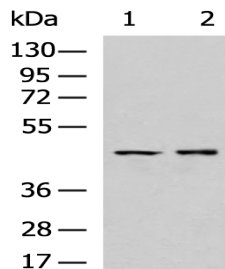
**储存和运输:** Store at -20°C. Avoid repeated freezing and thawing



Immunohistochemistry analysis of paraffin embedded Human tonsil tissue using 217677(PDGFRL Antibody) at a dilution of 1/140(Secreted).



In comparison with the IHC on the left, the same paraffin-embedded Human tonsil tissue is first treated with the fusion protein and then with 217677(Anti-PDGFRL Antibody) at dilution 1/140.



Gel: 8%SDS-PAGE, Lysate: 40 µg;

Lane 1-2: HUVEC, HT29 cell lysates;

Primary antibody: 217677(PDGFRL Antibody) at dilution 1/800;

Secondary antibody: HRP-conjugated Goat anti rabbit IgG at 1/5000 dilution;

Exposure time: 1 minute