

PDGFR BETA RABBIT PAB

货号: N225567

产品全名: PDGFR beta 兔多抗

基因符号 PDGFRB; PDGFR; PDGFR1; Platelet-derived growth factor receptor beta; PDGF-R-beta; PDGFR-beta; Beta platelet-derived growth factor receptor; Beta-type platelet-derived growth factor receptor; CD140 antigen-like family member B; Platelet-deri

UNIPROT ID: P09619

背景: This gene encodes a cell surface tyrosine kinase receptor for members of the platelet-derived growth factor family. These growth factors are mitogens for cells of mesenchymal origin. The identity of the growth factor bound to a receptor monomer determines whether the functional receptor is a homodimer or a heterodimer, composed of both platelet-derived growth factor receptor alpha and beta polypeptides.

抗原: A synthesized peptide derived from human PDGF Receptor beta

经过测试的应用: WB,IHC-P,ICC/IF,IP

推荐稀释比: WB: 1/500-1/1000 IHC: 1/50-1/100 IF: 1/50-1/200 IP: 1/20

种属反应性: Rabbit

克隆性: Rabbit Polyclonal

分子量: Calculated MW: 124 kDa; Observed MW: 170 kDa

亚型: IgG

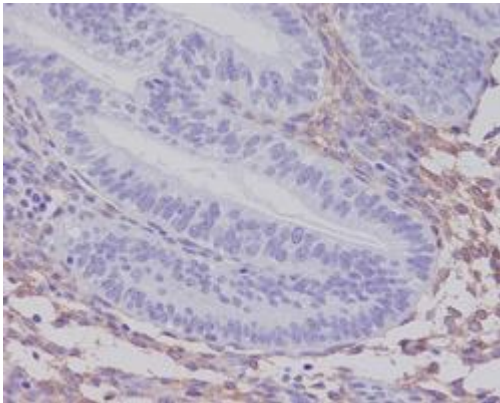
纯化: Affinity Chromatography

种属反应性: Human, Mouse and Rat


成分: PBS (without Mg²⁺ and Ca²⁺), pH 7.3 containing 50% glycerol, 0.5% BSA and 0.02% sodium azide

研究领域: Cardiovascular

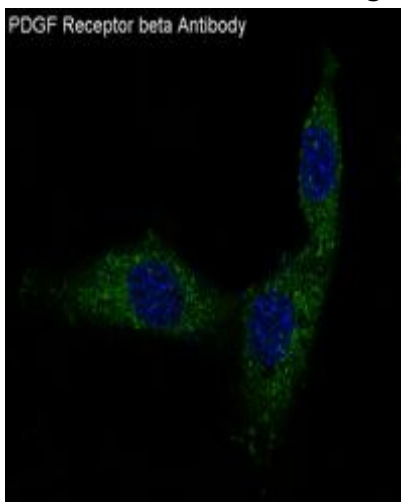
储存和运输: Store at -20°C. Avoid repeated freezing and thawing



Immunohistochemistry analysis of paraffin-embedded Human uterus using PDGF Receptor beta antibody. High-pressure and temperature Sodium Citrate pH 6.0 was used for antigen retrieval.



Western blot analysis of PDGF Receptor beta in SH-SY5Y lysates using PDGFR beta antibody.



Immunofluorescence analysis of PDGFR beta in 3T3 using PDGF Receptor beta antibody.