

PCP4 RABBIT PAB

货号: S216224

产品全名: PCP4 兔多抗

基因符号 PEP-19

UNIPROT ID: P48539 (Gene Accession - BC013791)

背景: Functions as a modulator of calcium-binding by calmodulin. Thereby, regulates calmodulin activity and the different processes it controls (PubMed:19106096, PubMed:23204517, PubMed:27876793). For instance, may play a role in neuronal differentiation through activation of calmodulin-dependent kinase signaling pathways (PubMed:21491429).

抗原: Fusion protein of human PCP4

经过测试的应用: ELISA, IHC

推荐稀释比: IHC: 200-400; ELISA: 5000-10000

种属反应性: Rabbit

克隆性: Rabbit Polyclonal

亚型: Immunogen-specific rabbit IgG

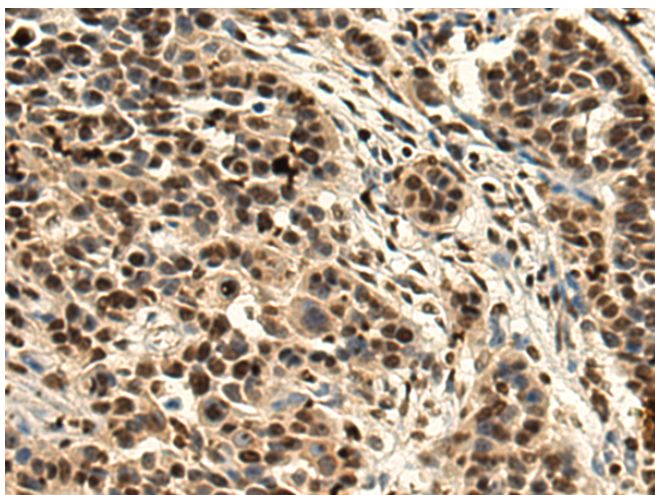
纯化: Antigen affinity purification

种属反应性: Human, Mouse, Rat

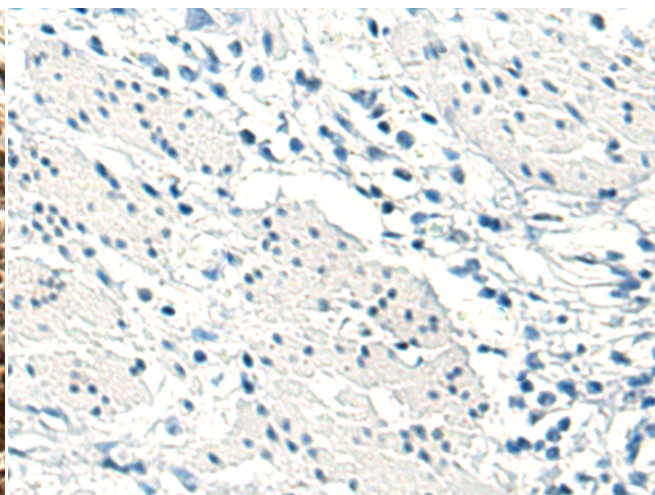
成分: PBS (without Mg²⁺ and Ca²⁺), pH 7.4, 150 mM NaCl, 0.05% Sodium Azide and 40% glycerol

研究领域: Signal Transduction, Neuroscience

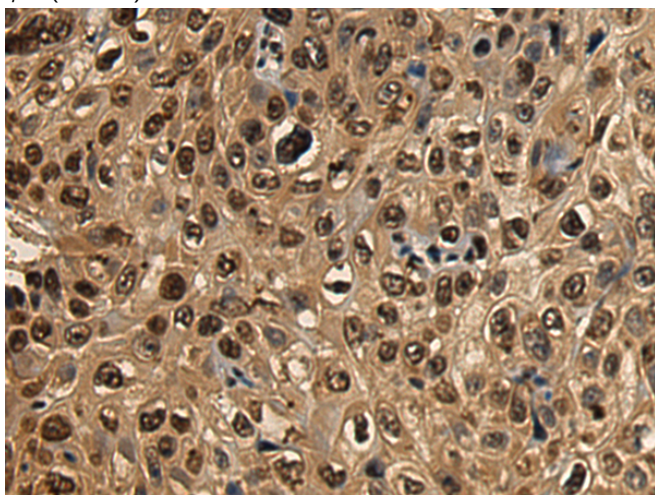
储存和运输: Store at -20°C. Avoid repeated freezing and thawing



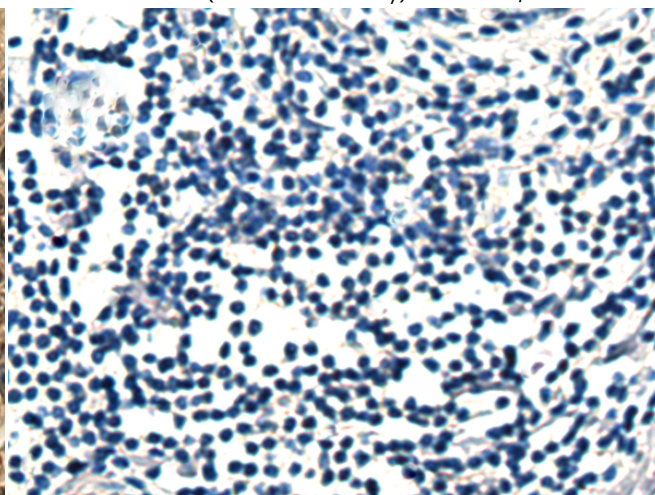
Immunohistochemistry analysis of paraffin embedded Human thyroid cancer tissue using 216224(PCP4 Antibody) at a dilution of 1/160(Nucleus).



In comparison with the IHC on the left, the same paraffin-embedded Human thyroid cancer tissue is first treated with the fusion protein and then with 216224(Anti-PCP4 Antibody) at dilution 1/160.



The image on the left is immunohistochemistry of paraffin-embedded Human esophagus cancer tissue using 216224(Anti-PCP4 Antibody) at a dilution of 1/160.



In comparison with the IHC on the left, the same paraffin-embedded Human esophagus cancer tissue is first treated with fusion protein and then with D220025(Anti-PCP4 Antibody) at dilution 1/160.



Product Description

Pioneering GTPase and Oncogene Product Development since 2010
