

P27 KIP 1 RABBIT MAB

货号: N263474

产品全名: p27 Kip 1 兔单克隆抗体

基因符号 p27; Kip1; p27Kip1; AA408329; AI843786

UNIPROT ID: P46414

背景: Important regulator of cell cycle progression. Inhibits the kinase activity of CDK2 bound to cyclin A, but has little inhibitory activity on CDK2 bound to SPDYA (By similarity).

抗原: Recombinant protein of mouse p27 KIP 1

经过测试的应用: WB,IHC-P,IP

推荐稀释比: WB: 1/500-1/1000 IHC: 1/50-1/100 IP: 1/20

种属反应性: Rabbit

克隆性: Rabbit Monoclonal

克隆编号: R06-2E5

分子量: Calculated MW: 22 kDa; Observed MW: 27 kDa

亚型: IgG

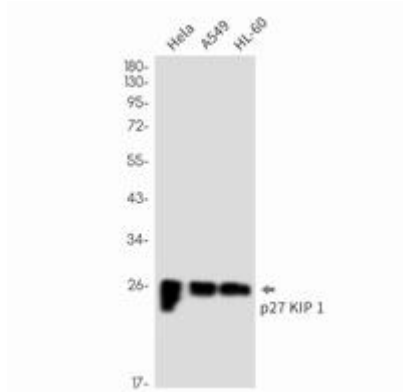
纯化: Affinity Purified

种属反应性: Human,Mouse

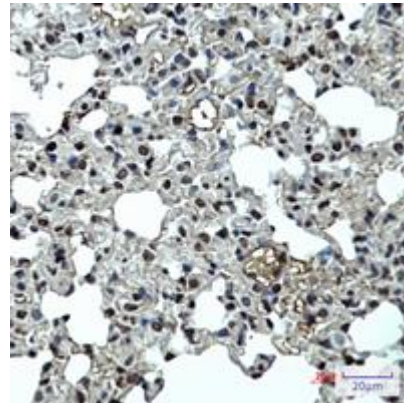
成分: PBS (without Mg²⁺ and Ca²⁺), pH 7.3 containing 50% glycerol, 0.5% BSA and 0.02% sodium azide

研究领域: Cell Biology


储存和运输: Store at -20°C. Avoid repeated freezing and thawing



Western blot analysis of p27 KIP 1 in HeLa, A549, HL-60 lysates using p27 KIP 1 antibody



Immunohistochemistry analysis of paraffin-embedded mouse lung using p27 Kip 1 antibody. High-pressure and temperature Sodium Citrate pH 6.0 was used for antigen retrieval.



Western blot analysis of p27 KIP 1 in 3T3 lysates using p27 KIP 1 antibody.