

## OSBPL2 RABBIT PAB

货号: S219142

产品全名: OSBPL2 兔多抗

基因符号: ORP2; ORP-2; DFNA67; DNFA67

**UNIPROT ID:** Q9HIP3 (Gene Accession - BC000296 )

**背景:** This gene encodes a member of the oxysterol-binding protein (OSBP) family, a group of intracellular lipid receptors. Most members contain an N-terminal pleckstrin homology domain and a highly conserved C-terminal OSBP-like sterol-binding domain, although the encoded protein contains only the sterol-binding domain. In vitro studies have shown that the encoded protein can bind strongly to phosphatic acid and weakly to phosphatidylinositol 3-phosphate, but cannot bind to 25-hydroxycholesterol. The protein associates with the Golgi apparatus. Transcript variants encoding different isoforms have been described.

**抗原:** Fusion protein of human OSBPL2

**经过测试的应用:** ELISA, IHC

**推荐稀释比:** IHC: 50-300; ELISA: 5000-10000

**种属反应性:** Rabbit

**克隆性:** Rabbit Polyclonal

**亚型:** Immunogen-specific rabbit IgG

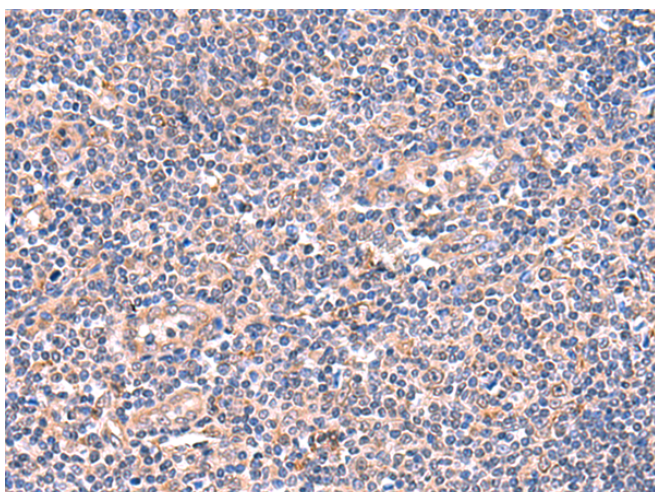
**纯化:** Antigen affinity purification

**种属反应性:** Human, Mouse

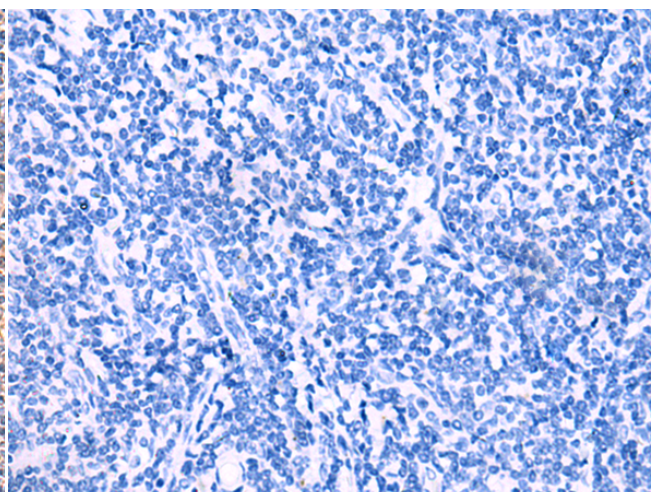
**成分:** PBS (without Mg<sup>2+</sup> and Ca<sup>2+</sup>), pH 7.4, 150 mM NaCl, 0.05% Sodium Azide and 40% glycerol

**研究领域:** Metabolism, Signal Transduction, Cardiovascular

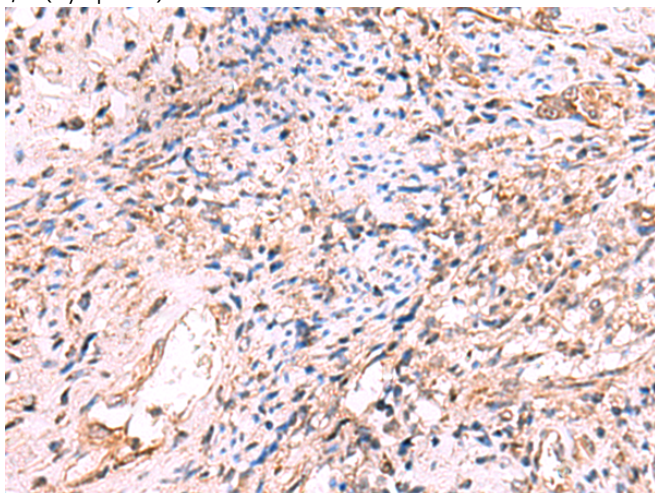
**储存和运输:** Store at -20°C. Avoid repeated freezing and thawing



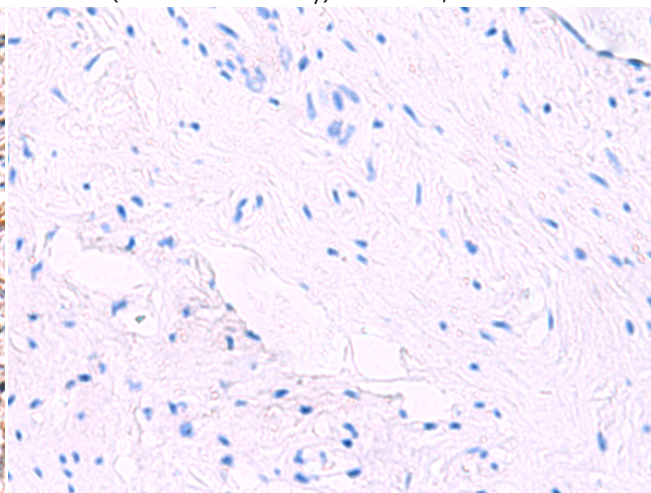
Immunohistochemistry analysis of paraffin embedded Human tonsil tissue using 219142(OSBPL2 Antibody) at a dilution of 1/55(Cytoplasm).



In comparison with the IHC on the left, the same paraffin-embedded Human tonsil tissue is first treated with the fusion protein and then with 219142(Anti-OSBPL2 Antibody) at dilution 1/55.



The image on the left is immunohistochemistry of paraffin-embedded Human cervical cancer tissue using 219142(Anti-OSBPL2 Antibody) at a dilution of 1/55.



In comparison with the IHC on the left, the same paraffin-embedded Human cervical cancer tissue is first treated with fusion protein and then with D225911(Anti-OSBPL2 Antibody) at dilution 1/55.



# Product Description

Pioneering GTPase and Oncogene Product Development since 2010

---