

NRG2 RABBIT PAB

货号: S221785

产品全名: NRG2 兔多抗

基因符号: DON1; HRG2; NTAK

UNIPROT ID: O14511 (Gene Accession - NP_001171864)

背景: This gene encodes a novel member of the neuregulin family of growth and differentiation factors. Through interaction with the ERBB family of receptors, this protein induces the growth and differentiation of epithelial, neuronal, glial, and other types of cells. The gene consists of 12 exons and the genomic structure is similar to that of neuregulin 1, another member of the neuregulin family of ligands. The products of these genes mediate distinct biological processes by acting at different sites in tissues and eliciting different biological responses in cells. This gene is located close to the region for demyelinating Charcot-Marie-Tooth disease locus, but is not responsible for this disease. Alternative transcript variants encoding distinct isoforms have been described.

抗原: Synthetic peptide of human NRG2

经过测试的应用: ELISA, IHC

推荐稀释比: IHC: 20-100; ELISA: 5000-10000

种属反应性: Rabbit

克隆性: Rabbit Polyclonal

亚型: Immunogen-specific rabbit IgG

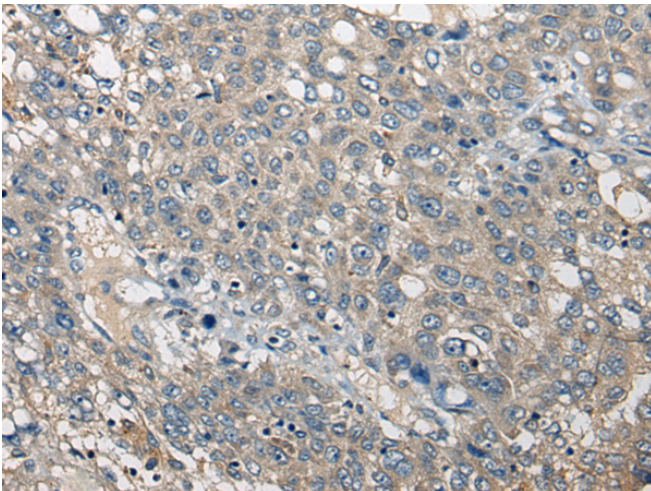
纯化: Antigen affinity purification

种属反应性: Human, Mouse, Rat

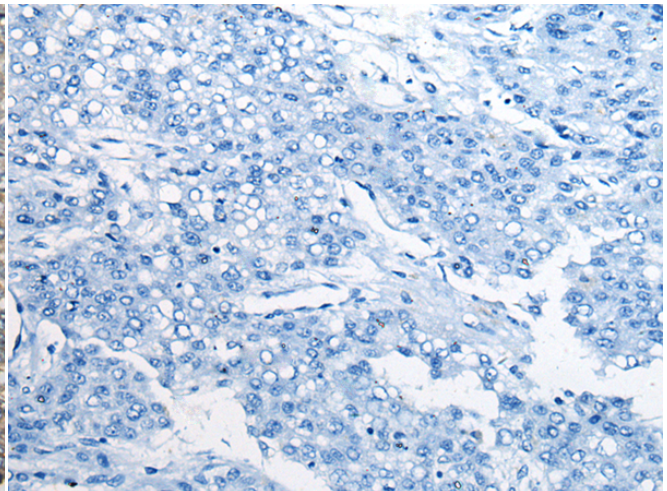
成分: PBS (without Mg²⁺ and Ca²⁺), pH 7.4, 150 mM NaCl, 0.05% Sodium Azide and 40% glycerol

研究领域: Signal Transduction, Neuroscience

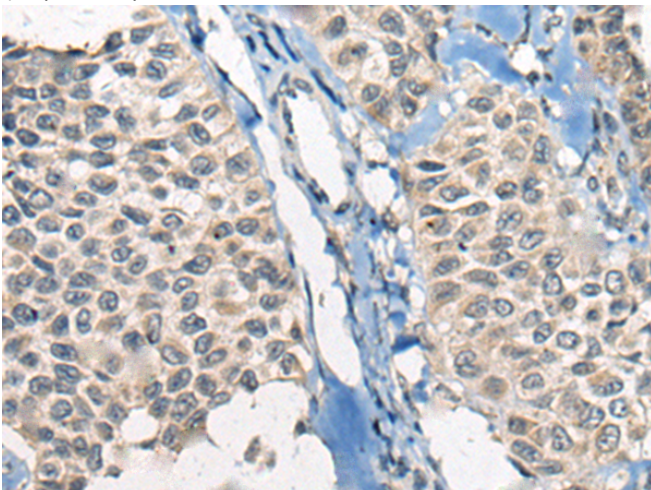
储存和运输: Store at -20°C. Avoid repeated freezing and thawing



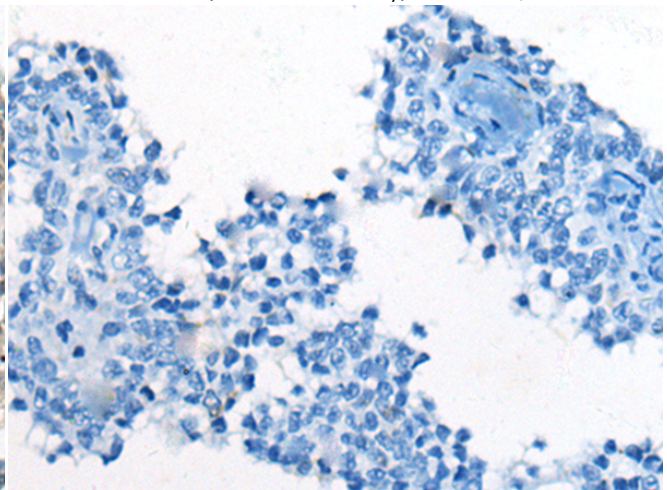
Immunohistochemistry analysis of paraffin embedded Human liver cancer tissue using 221785(NRG2 Antibody) at a dilution of 1/20 (Secreted).



In comparison with the IHC on the left, the same paraffin-embedded Human liver cancer tissue is first treated with the synthetic peptide and then with 221785(Anti-NRG2 Antibody) at dilution 1/20.



The image on the left is immunohistochemistry of paraffin-embedded Human ovarian cancer tissue using 221785(Anti-NRG2 Antibody) at a dilution of 1/20.



In comparison with the IHC on the left, the same paraffin-embedded Human ovarian cancer tissue is first treated with synthetic peptide and then with D263531(Anti-NRG2 Antibody) at dilution 1/20.



Product Description

Pioneering GTPase and Oncogene Product Development since 2010
