

NOS2 RABBIT PAB

货号: S220850

产品全名: NOS2 兔多抗

基因符号: NOS; INOS; NOS2A; HEP-NOS

UNIPROT ID: P35228 (Gene Accession - NP_000616)

背景: Nitric oxide is a reactive free radical which acts as a biologic mediator in several processes, including neurotransmission and antimicrobial and antitumoral activities. This gene encodes a nitric oxide synthase which is expressed in liver and is inducible by a combination of lipopolysaccharide and certain cytokines. Three related pseudogenes are located within the Smith-Magenis syndrome region on chromosome 17.

抗原: Synthetic peptide of human NOS2

经过测试的应用: ELISA, IHC

推荐稀释比: IHC: 25-100; ELISA: 1000-2000

种属反应性: Rabbit

克隆性: Rabbit Polyclonal

亚型: Immunogen-specific rabbit IgG

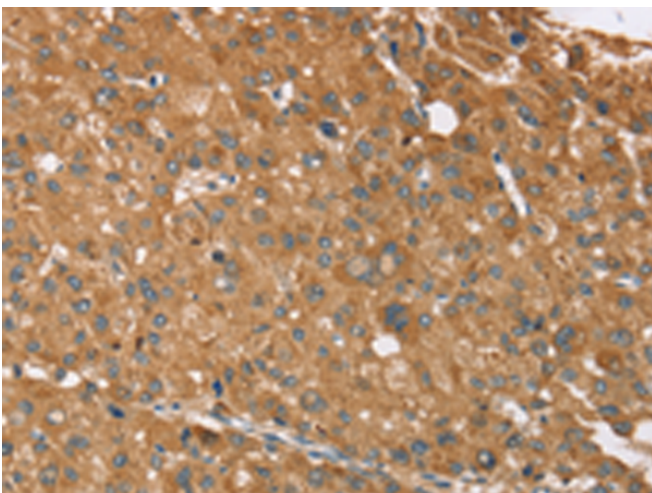
纯化: Antigen affinity purification

种属反应性: Human

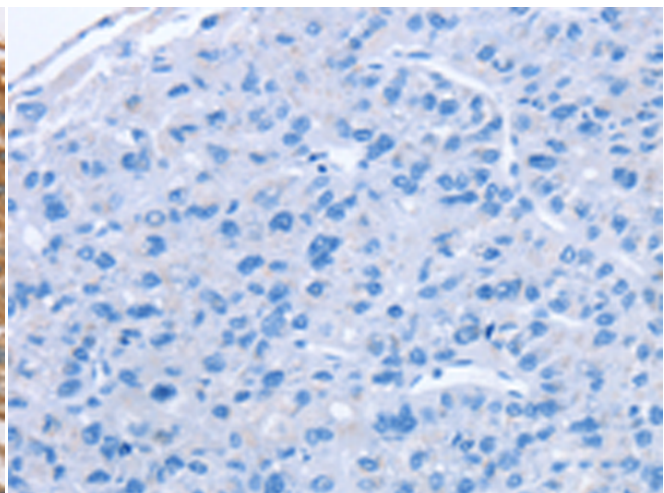
成分: PBS (without Mg²⁺ and Ca²⁺), pH 7.4, 150 mM NaCl, 0.05% Sodium Azide and 40% glycerol

研究领域: Cancer, Cardiovascular, Metabolism, Neuroscience

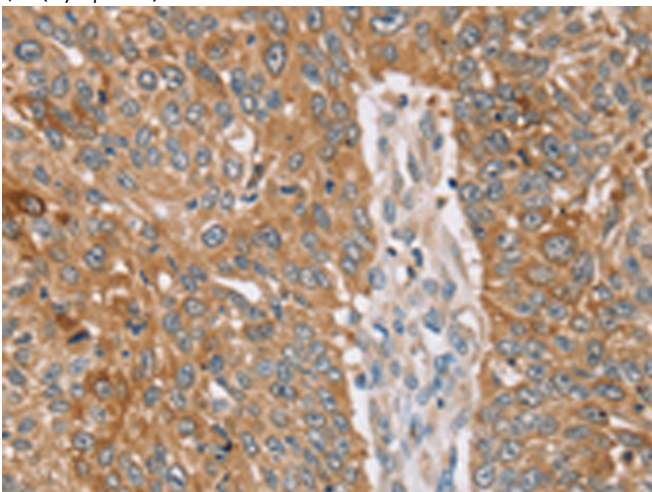
储存和运输: Store at -20°C. Avoid repeated freezing and thawing



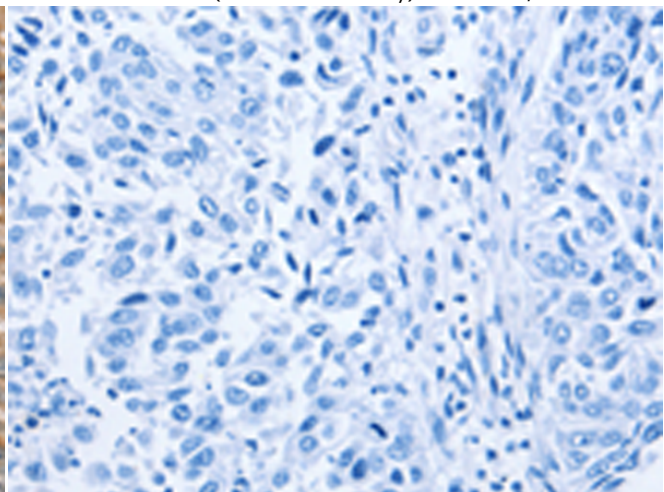
Immunohistochemistry analysis of paraffin embedded Human liver cancer tissue using 220850(NOS2 Antibody) at a dilution of 1/25(Cytoplasm).



In comparison with the IHC on the left, the same paraffin-embedded Human liver cancer tissue is first treated with the synthetic peptide and then with 220850(Anti-NOS2 Antibody) at dilution 1/25.



The image on the left is immunohistochemistry of paraffin-embedded Human lung cancer tissue using 220850(Anti-NOS2 Antibody) at a dilution of 1/25.



In comparison with the IHC on the left, the same paraffin-embedded Human lung cancer tissue is first treated with synthetic peptide and then with D262121(Anti-NOS2 Antibody) at dilution 1/25.



Product Description

Pioneering GTPase and Oncogene Product Development since 2010
