

NFKB2 RABBIT PAB

货号: S220138

产品全名: NFKB2 兔多抗

基因符号 p52; p100; H2TF1; LYT10; CVID10; LYT-10; NF-kB2; p49/p100

UNIPROT ID: Q00653 (Gene Accession - NP_001070962)

背景: This gene encodes a subunit of the transcription factor complex nuclear factor-kappa-B (NFkB). The NFkB complex is expressed in numerous cell types and functions as a central activator of genes involved in inflammation and immune function. The protein encoded by this gene can function as both a transcriptional activator or repressor depending on its dimerization partner. The p100 full-length protein is co-translationally processed into a p52 active form. Chromosomal rearrangements and translocations of this locus have been observed in B cell lymphomas, some of which may result in the formation of fusion proteins. There is a pseudogene for this gene on chromosome 18. Alternative splicing results in multiple transcript variants.

抗原: Synthetic peptide of human NFKB2

经过测试的应用: ELISA, IHC

推荐稀释比: IHC: 50-200; ELISA: 5000-10000

种属反应性: Rabbit

克隆性: Rabbit Polyclonal

亚型: Immunogen-specific rabbit IgG

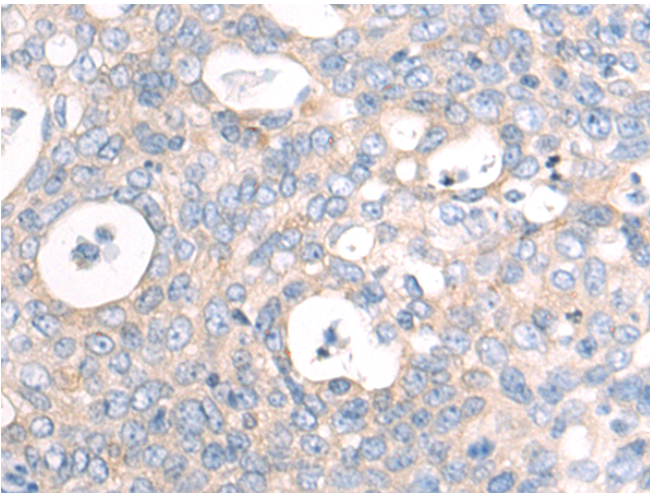
纯化: Antigen affinity purification

种属反应性: Human, Mouse

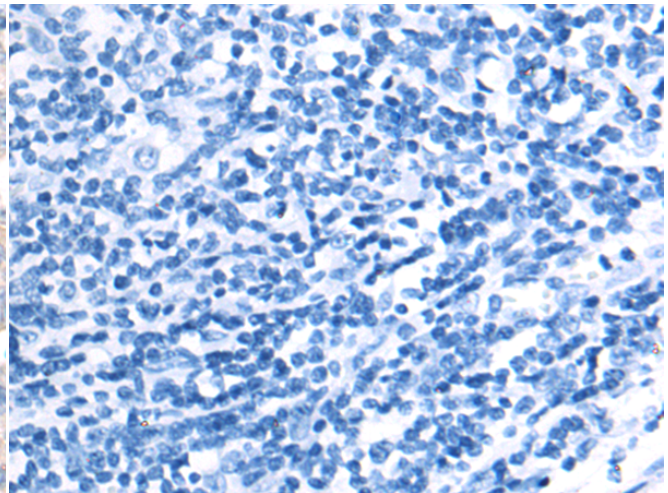
成分: PBS (without Mg²⁺ and Ca²⁺), pH 7.4, 150 mM NaCl, 0.05% Sodium Azide and 40% glycerol

研究领域: Signal Transduction, Epigenetics and Nuclear Signaling

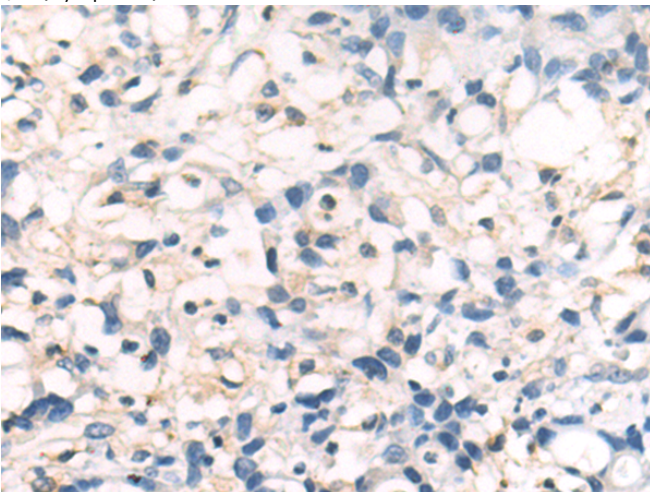
储存和运输: Store at -20°C. Avoid repeated freezing and thawing



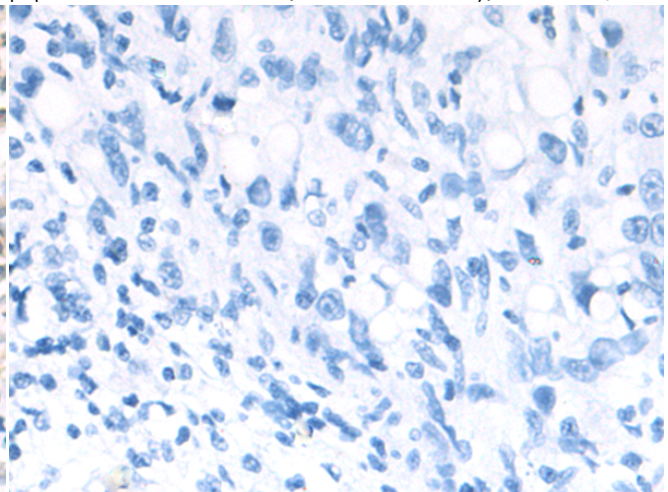
Immunohistochemistry analysis of paraffin embedded Human cervical cancer tissue using 220138(NFKB2 Antibody) at a dilution of 1/50(Cytoplasm).



In comparison with the IHC on the left, the same paraffin-embedded Human cervical cancer tissue is first treated with the synthetic peptide and then with 220138(Anti-NFKB2 Antibody) at dilution 1/50.



The image on the left is immunohistochemistry of paraffin-embedded Human gastric cancer tissue using 220138(Anti-NFKB2 Antibody) at a dilution of 1/50.



In comparison with the IHC on the left, the same paraffin-embedded Human gastric cancer tissue is first treated with synthetic peptide and then with D261024(Anti-NFKB2 Antibody) at dilution 1/50.



Product Description

Pioneering GTPase and Oncogene Product Development since 2010
