

## NFAT5 RABBIT PAB

货号: N225081

产品全名: NFAT5 兔多抗

基因符号 KIAA0827 TONEBP

**UNIPROT ID:** O94916

背景: Transcription factor involved, among others, in the transcriptional regulation of osmoprotective and inflammatory genes.

抗原: Synthetic peptide from human protein at AA range: 212-284

经过测试的应用: WB,IHC-P,ELISA

推荐稀释比: WB: 1/500-1/1000 IHC: 1/50-1/100 ELISA: 1/10000

种属反应性: Rabbit

克隆性: Rabbit Polyclonal

分子量: Calculated MW: 166 kDa; Observed MW: 150-160 kDa

亚型: IgG

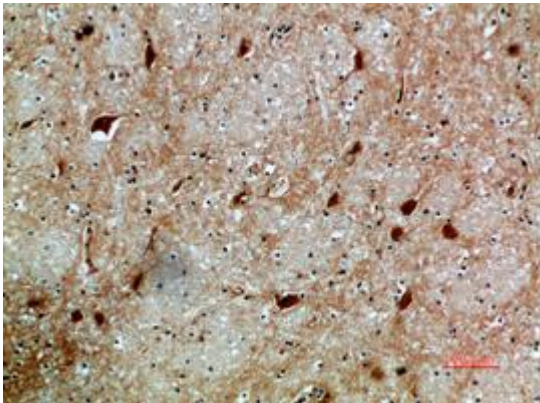
纯化: Affinity Purified

种属反应性: Human,Rat,Mouse

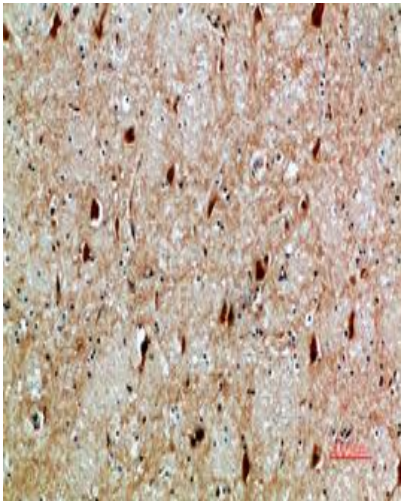
成分: PBS (without Mg<sup>2+</sup> and Ca<sup>2+</sup>), pH 7.3 containing 50% glycerol, 0.5% BSA and 0.02% sodium azide

研究领域: Immunology

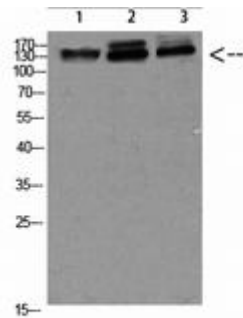
储存和运输: Store at -20°C. Avoid repeated freezing and thawing



Immunohistochemistry analysis of paraffin-embedded Human brain using NFAT5 antibody. High-pressure and temperature Sodium Citrate pH 6.0 was used for antigen retrieval.



Immunohistochemistry analysis of paraffin-embedded Human brain using NFAT5 antibody. High-pressure and temperature Sodium Citrate pH 6.0 was used for antigen retrieval.



Western blot analysis of NFAT5 in 823, 293TUV, HELA lysates using NFAT5 antibody.