

## NEUROPIILIN 1 RABBIT PAB

货号: N225068

产品全名: Neuropilin 1 兔多抗

基因符号 NRPI; NRP; VEGF165R; Neuropilin-1; Vascular endothelial cell growth factor 165 receptor; CD antigen CD304

**UNIPROT ID:** O14786

**背景:** The membrane-bound isoform 1 is a receptor involved in the development of the cardiovascular system, in angiogenesis, in the formation of certain neuronal circuits and in organogenesis outside the nervous system. It mediates the chemorepulsant activity of semaphorins. It binds to semaphorin 3A, The PLGF-2 isoform of PGF, The VEGF-165 isoform of VEGF and VEGF-B. Coexpression with KDR results in increased VEGF-165 binding to KDR as well as increased chemotaxis. It may regulate VEGF-induced angiogenesis. The soluble isoform 2 binds VEGF-165 and appears to inhibit its binding to cells.

**抗原:** The antiserum was produced against synthesized peptide derived from the Internal region of human NRPI. AA range:321-370

**经过测试的应用:** WB,IHC-P,ELISA

**推荐稀释比:** WB: 1/500-1/1000 IHC: 1/50-1/100 ELISA: 1/10000

**种属反应性:** Rabbit

**克隆性:** Rabbit Polyclonal

**分子量:** Calculated MW: 103 kDa; Observed MW: 100 kDa

**亚型:** IgG

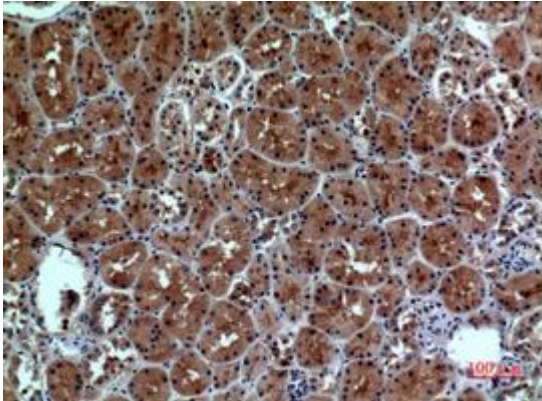
**纯化:** Affinity Purified

**种属反应性:** Human, Mouse and Rat

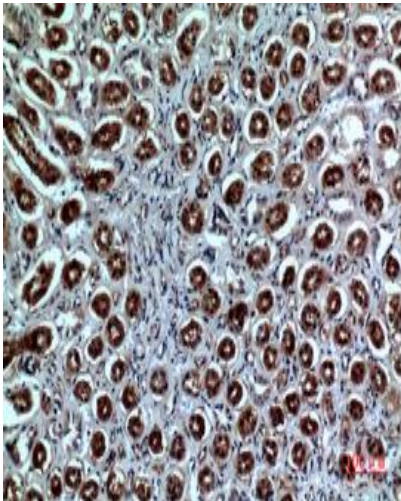
**成分:** PBS (without Mg<sup>2+</sup> and Ca<sup>2+</sup>), pH 7.3 containing 50% glycerol, 0.5% BSA and 0.02% sodium azide

**研究领域:** Cardiovascular


**储存和运输:** Store at -20°C. Avoid repeated freezing and thawing



Immunohistochemistry analysis of paraffin-embedded Human kidney using Neuropilin 1 antibody. High-pressure and temperature Sodium Citrate pH 6.0 was used for antigen retrieval.



Immunohistochemistry analysis of paraffin-embedded Human kidney using Neuropilin 1 antibody. High-pressure and temperature Sodium Citrate pH 6.0 was used for antigen retrieval.



Western blot analysis of Neuropilin 1 in 293 lysates using Neuropilin 1 antibody.