

## NANOS2 RABBIT PAB

货号: S217628

产品全名: NANOS2 兔多抗

基因符号: NOS2; ZC2HC12B

**UNIPROT ID:** P60321 (Gene Accession - BC117484 )

**背景:** Plays a key role in the sexual differentiation of germ cells by promoting the male fate but suppressing the female fate. Represses the female fate pathways by suppressing meiosis, which in turn results in the promotion of the male fate. Maintains the suppression of meiosis by preventing STRA8 expression, which is required for premeiotic DNA replication, after CYP26B1 is decreased. Regulates the localization of the CCR4-NOT deadenylation complex to P-bodies and plays a role in recruiting the complex to trigger the degradation of mRNAs involved in meiosis. Required for the maintenance of the spermatogonial stem cell population. Not essential for the assembly of P-bodies but is required for the maintenance of their normal state (By similarity).

**抗原:** Fusion protein of human NANOS2

**经过测试的应用:** ELISA, IHC

**推荐稀释比:** IHC: 25-100; ELISA: 1000-2000

**种属反应性:** Rabbit

**克隆性:** Rabbit Polyclonal

**亚型:** Immunogen-specific rabbit IgG

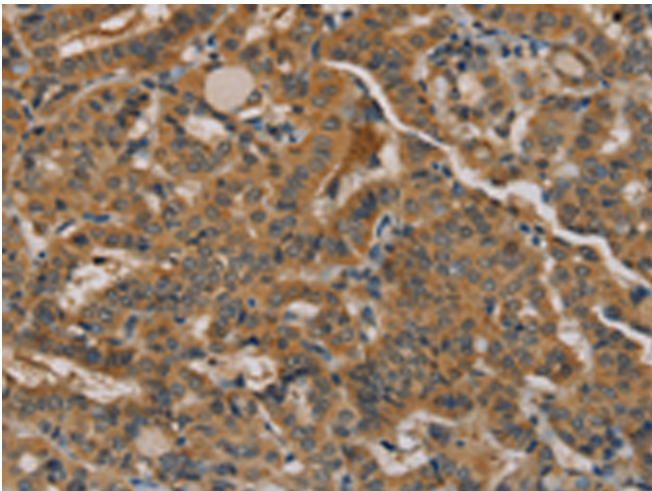
**纯化:** Antigen affinity purification

**种属反应性:** Human

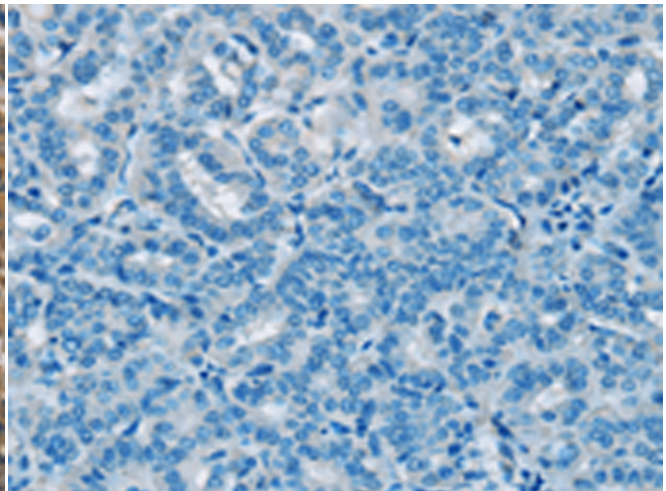
**成分:** PBS (without Mg<sup>2+</sup> and Ca<sup>2+</sup>), pH 7.4, 150 mM NaCl, 0.05% Sodium Azide and 40% glycerol

**研究领域:** Epigenetics and Nuclear Signaling, Stem Cells, Developmental Biology

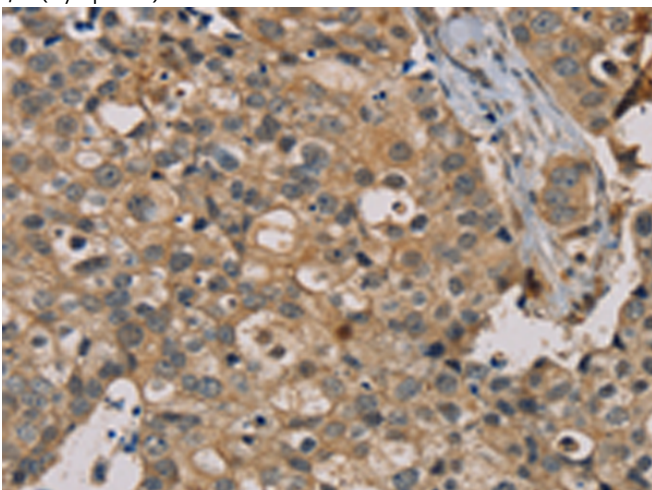
**储存和运输:** Store at -20°C. Avoid repeated freezing and thawing



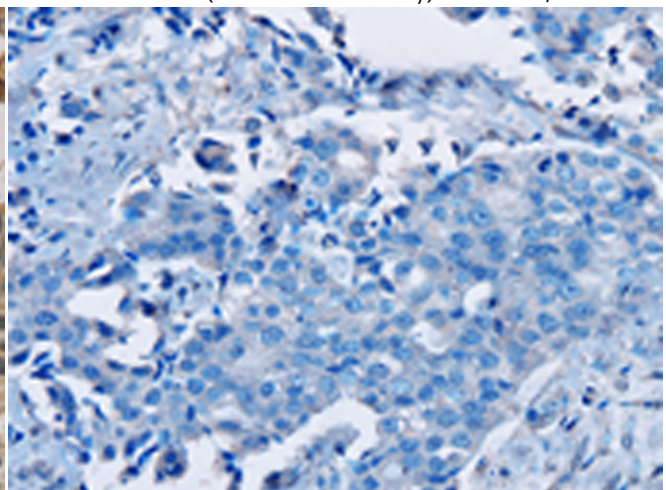
Immunohistochemistry analysis of paraffin embedded Human thyroid cancer tissue using 217628(NANOS2 Antibody) at a dilution of 1/20(Cytoplasm).



In comparison with the IHC on the left, the same paraffin-embedded Human thyroid cancer tissue is first treated with the fusion protein and then with 217628(Anti-NANOS2 Antibody) at dilution 1/20.



The image on the left is immunohistochemistry of paraffin-embedded Human breast cancer tissue using 217628(Anti-NANOS2 Antibody) at a dilution of 1/20.



In comparison with the IHC on the left, the same paraffin-embedded Human breast cancer tissue is first treated with fusion protein and then with D222728(Anti-NANOS2 Antibody) at dilution 1/20.



# Product Description

Pioneering GTPase and Oncogene Product Development since 2010

---