

## N WASP RABBIT MAB

货号: N262638

产品全名: N WASP 兔单克隆抗体

基因符号 NWASP; WASPB; N-WASP

**UNIPROT ID:** O00401

**背景:** Regulates actin polymerization by stimulating the actin-nucleating activity of the Arp2/3 complex. Binds to HSF1/HSTF1 and forms a complex on heat shock promoter elements (HSE) that negatively regulates HSP90 expression.

**抗原:** A synthetic peptide of human N-WASP

**经过测试的应用:** WB,IHC-F,IHC-P,ICC/IF

**推荐稀释比:** WB: 1/500-1/1000 IHC: 1/50-1/100 IF: 1/50-1/200

**种属反应性:** Rabbit

**克隆性:** Rabbit Monoclonal

**克隆编号:** R02-7K5

**分子量:** Calculated MW: 55 kDa; Observed MW: 65 kDa

**亚型:** IgG

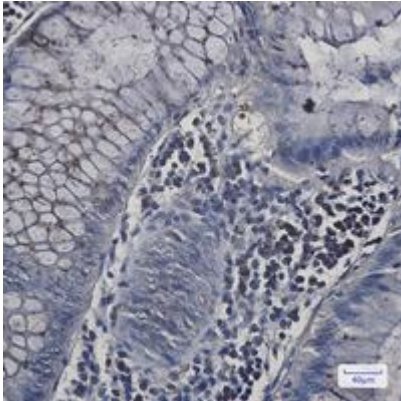
**纯化:** Affinity Purified

**种属反应性:** Human,Mouse

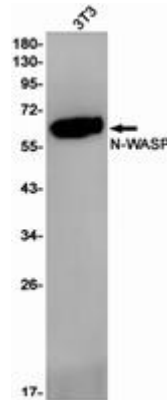
**成分:** PBS (without Mg<sup>2+</sup> and Ca<sup>2+</sup>), pH 7.3 containing 50% glycerol, 0.5% BSA and 0.02% sodium azide

**研究领域:** Tags & Cell Markers

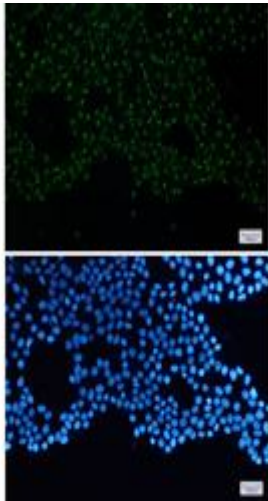
**储存和运输:** Store at -20°C. Avoid repeated freezing and thawing



Immunohistochemistry analysis of paraffin-embedded Human colon cancer using NWASP antibody. High-pressure and temperature Sodium Citrate pH 6.0 was used for antigen retrieval.



Western blot analysis of NWASP in 3T3 lysates using N WASP antibody.



Immunocytochemistry analysis of NWASP (green) in Hela using NWASP antibody, and DAPI (blue)