

MRPS24 RABBIT PAB

货号: S218816

产品全名: MRPS24 兔多抗

基因符号 S24mt; bMRP47; HSPC335; MRP-S24; bMRP-47

UNIPROT ID: Q96EL2 (Gene Accession - BC012167)

背景: Mammalian mitochondrial ribosomal proteins are encoded by nuclear genes and help in protein synthesis within the mitochondrion. Mitochondrial ribosomes (mitoribosomes) consist of a small 28S subunit and a large 39S subunit. They have an estimated 75% protein to rRNA composition compared to prokaryotic ribosomes, where this ratio is reversed. Another difference between mammalian mitoribosomes and prokaryotic ribosomes is that the latter contain a 5S rRNA. Among different species, the proteins comprising the mitoribosome differ greatly in sequence, and sometimes in biochemical properties, which prevents easy recognition by sequence homology. This gene encodes a 28S subunit protein. A pseudogene corresponding to this gene is found on chromosome 11. Read-through transcription exists between this gene and the upstream upregulator of cell proliferation (URGCP) gene.

抗原: Fusion protein of human MRPS24

经过测试的应用: ELISA, IHC

推荐稀释比: IHC: 50-300; ELISA: 5000-10000

种属反应性: Rabbit

克隆性: Rabbit Polyclonal

亚型: Immunogen-specific rabbit IgG

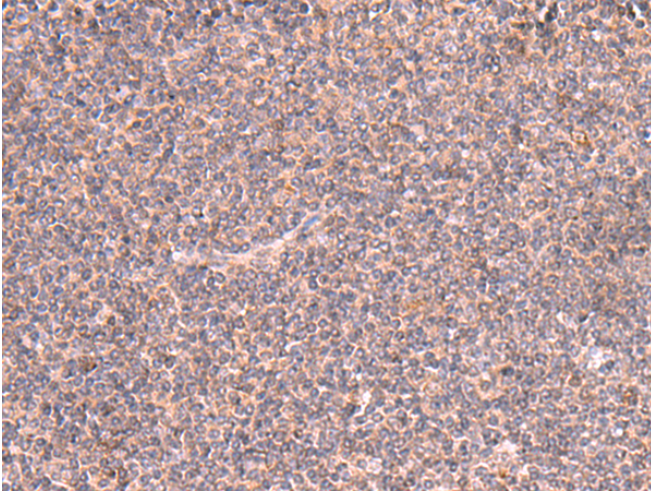
纯化: Antigen affinity purification

种属反应性: Human, Mouse

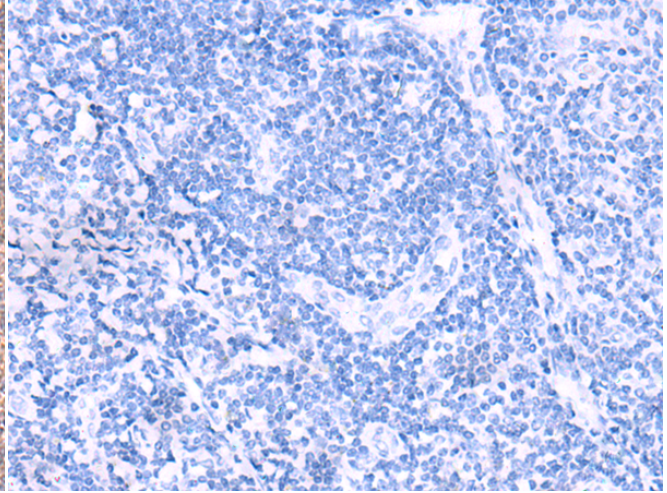
成分: PBS (without Mg²⁺ and Ca²⁺), pH 7.4, 150 mM NaCl, 0.05% Sodium Azide and 40% glycerol

研究领域: Epigenetics and Nuclear Signaling

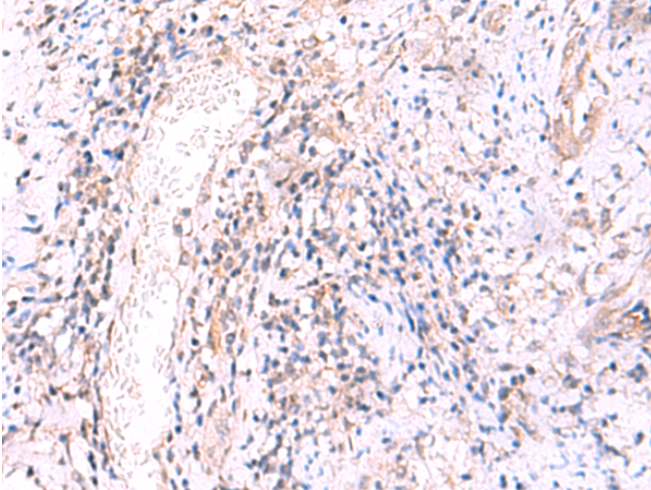
储存和运输: Store at -20°C. Avoid repeated freezing and thawing



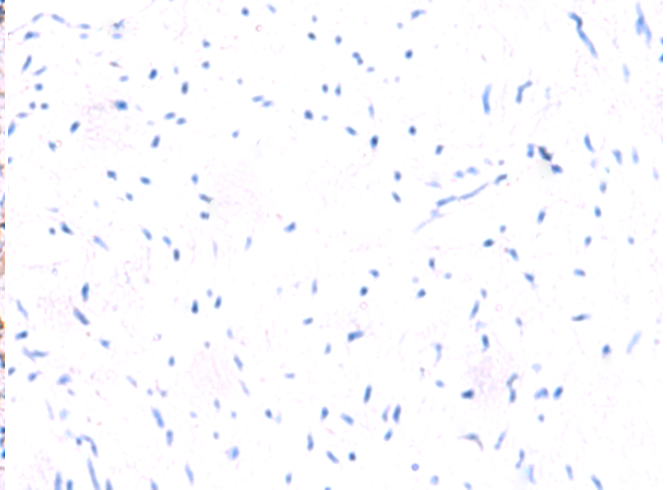
Immunohistochemistry analysis of paraffin embedded Human tonsil tissue using 218816(MRPS24 Antibody) at a dilution of 1/90(Cytoplasm).



In comparison with the IHC on the left, the same paraffin-embedded Human tonsil tissue is first treated with the fusion protein and then with 218816(Anti-MRPS24 Antibody) at dilution 1/90.



The image on the left is immunohistochemistry of paraffin-embedded Human cervical cancer tissue using 218816(Anti-MRPS24 Antibody) at a dilution of 1/90.



In comparison with the IHC on the left, the same paraffin-embedded Human cervical cancer tissue is first treated with fusion protein and then with D225267(Anti-MRPS24 Antibody) at dilution 1/90.