

## MLKL RABBIT PAB

货号: S219038

产品全名: MLKL 兔多抗

基因符号 hMLKL

**UNIPROT ID:** Q8NBI6 (Gene Accession - BC028141)

**背景:** This gene belongs to the protein kinase superfamily. The encoded protein contains a protein kinase-like domain; however, is thought to be inactive because it lacks several residues required for activity. This protein plays a critical role in tumor necrosis factor (TNF)-induced necroptosis, a programmed cell death process, via interaction with receptor-interacting protein 3 (RIP3), which is a key signaling molecule in necroptosis pathway. Inhibitor studies and knockdown of this gene inhibited TNF-induced necrosis. High levels of this protein and RIP3 are associated with inflammatory bowel disease in children. Alternatively spliced transcript variants have been described for this gene.

**抗原:** Fusion protein of human MLKL

**经过测试的应用:** ELISA, IHC

**推荐稀释比:** IHC: 50-300; ELISA: 5000-10000

**种属反应性:** Rabbit

**克隆性:** Rabbit Polyclonal

**亚型:** Immunogen-specific rabbit IgG

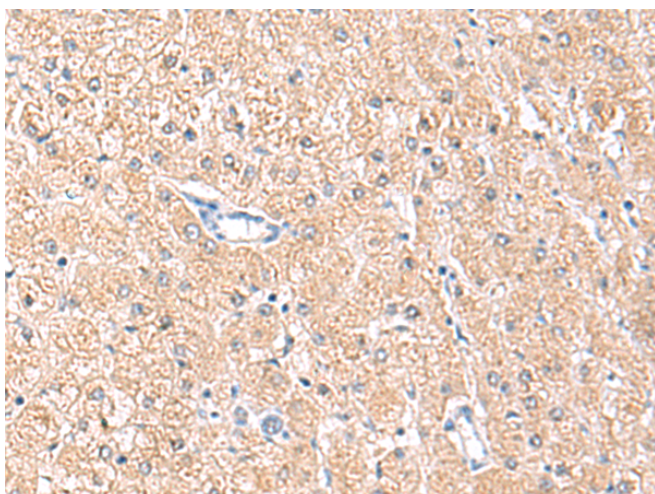
**纯化:** Antigen affinity purification

**种属反应性:** Human

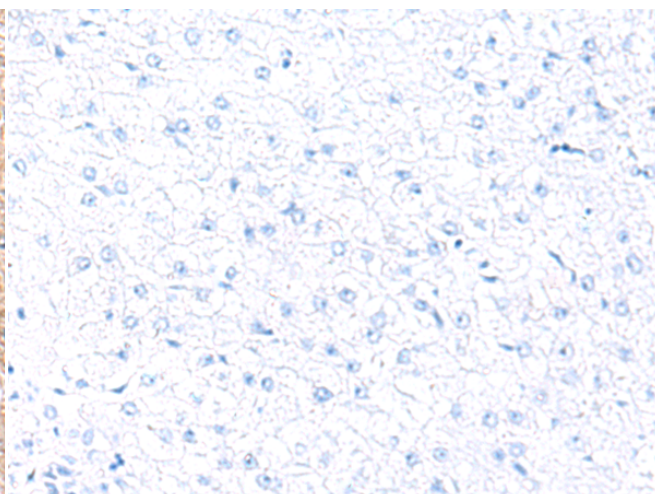
**成分:** PBS (without Mg<sup>2+</sup> and Ca<sup>2+</sup>), pH 7.4, 150 mM NaCl, 0.05% Sodium Azide and 40% glycerol

**研究领域:** Signal Transduction

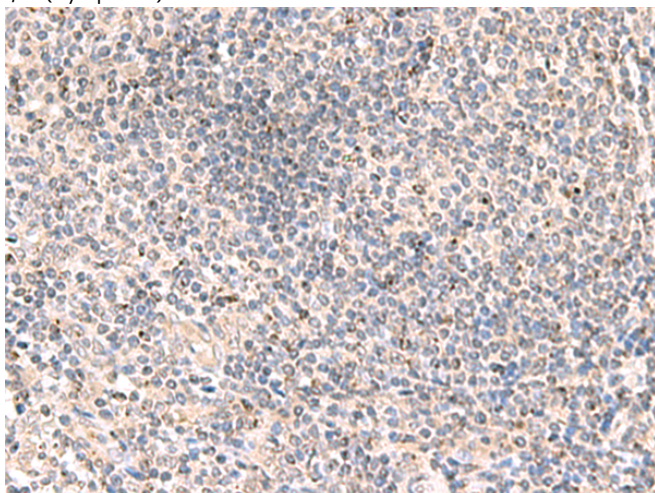
**储存和运输:** Store at -20°C. Avoid repeated freezing and thawing



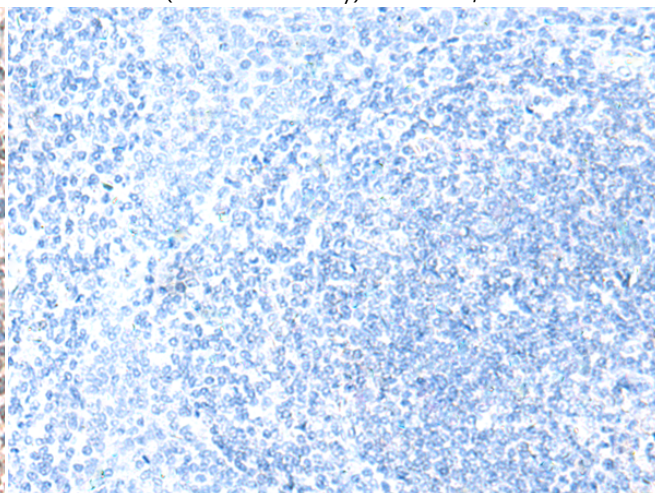
Immunohistochemistry analysis of paraffin embedded Human liver cancer tissue using 219038(MLKL Antibody) at a dilution of 1/85(Cytoplasm).



In comparison with the IHC on the left, the same paraffin-embedded Human liver cancer tissue is first treated with the fusion protein and then with 219038(Anti-MLKL Antibody) at dilution 1/85.



The image on the left is immunohistochemistry of paraffin-embedded Human tonsil tissue using 219038(Anti-MLKL Antibody) at a dilution of 1/85.



In comparison with the IHC on the left, the same paraffin-embedded Human tonsil tissue is first treated with fusion protein and then with D225694(Anti-MLKL Antibody) at dilution 1/85.



# Product Description

Pioneering GTPase and Oncogene Product Development since 2010

---