

MAP3K4 RABBIT MAB

货号: N263414

产品全名: MAP3K4 兔单克隆抗体

基因符号 MTK1; MEKK4; MEKK 4; MAPKKK4; PRO0412

UNIPROT ID: Q9Y6R4

背景: Component of a protein kinase signal transduction cascade.

抗原: A synthetic peptide of human MAP3K4

经过测试的应用: WB,IHC-F,IHC-P,ICC/IF

推荐稀释比: WB: 1/500-1/1000 IHC: 1/50-1/100 IF: 1/50-1/200

种属反应性: Rabbit

克隆性: Rabbit Monoclonal

克隆编号: R05-8A5

分子量: Calculated MW: 182 kDa; Observed MW: 200 kDa

亚型: IgG

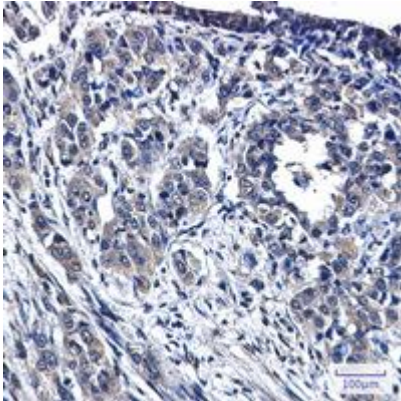
纯化: Affinity Purified

种属反应性: Human

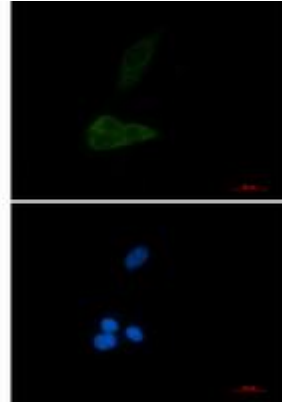
成分: PBS (without Mg²⁺ and Ca²⁺), pH 7.3 containing 50% glycerol, 0.5% BSA and 0.02% sodium azide

研究领域: Signal Transduction


储存和运输: Store at -20°C. Avoid repeated freezing and thawing



Immunohistochemistry analysis of paraffin-embedded Human lung cancer tissue using MAP3K4 antibody. High-pressure and temperature Sodium Citrate pH 6.0 was used for antigen retrieval.



Immunocytochemistry analysis of MAP3K4 (green) in HeLa using MAP3K4 antibody, and DAPI (blue).



Western blot analysis of MAP3K4 in HL-60, U251 lysates using MAP3K4 antibody.