

MANSC1 RABBIT PAB

货号: S219119

产品全名: MANSC1 兔多抗

基因符号 LOH12CR3; 9130403P13Rik

UNIPROT ID: Q9H8J5 (Gene Accession - BC032998)

背景: MANSC1 (MANSC domain-containing protein 1), also known as LOH12CR3 (Loss of heterozygosity 12 chromosomal region 3 protein), is a 414 amino acid single-pass membrane protein. Expressed throughout the body, MANSC1 contains one MANSC domain and is encoded by a gene that is located on chromosome 12. Encoding over 1,100 genes within 132 million bases, chromosome 12 makes up about 4.5% of the human genome. A number of skeletal deformities are linked to chromosome 12, including hypochondrogenesis, achondrogenesis and Kniest dysplasia. Chromosome 12 is also home to a homeobox gene cluster which encodes crucial transcription factors for morphogenesis, and the natural killer complex gene cluster encoding C-type lectin proteins which mediate the NK cell response to MHC I interaction.

抗原: Fusion protein of human MANSC1

经过测试的应用: ELISA, IHC

推荐稀释比: IHC: 50-300; ELISA: 5000-10000

种属反应性: Rabbit

克隆性: Rabbit Polyclonal

亚型: Immunogen-specific rabbit IgG

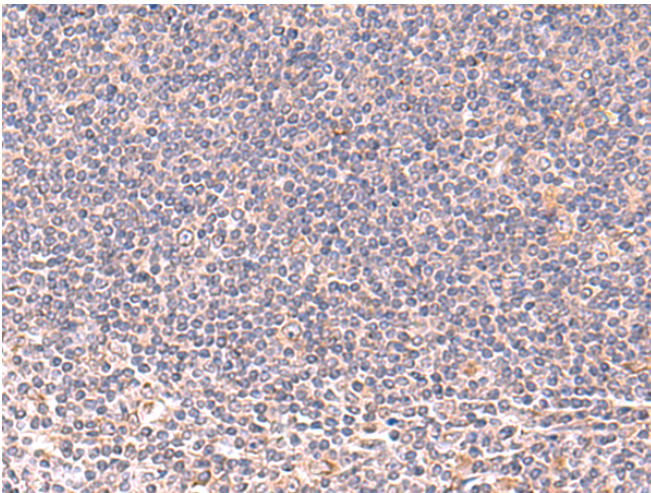
纯化: Antigen affinity purification

种属反应性: Human

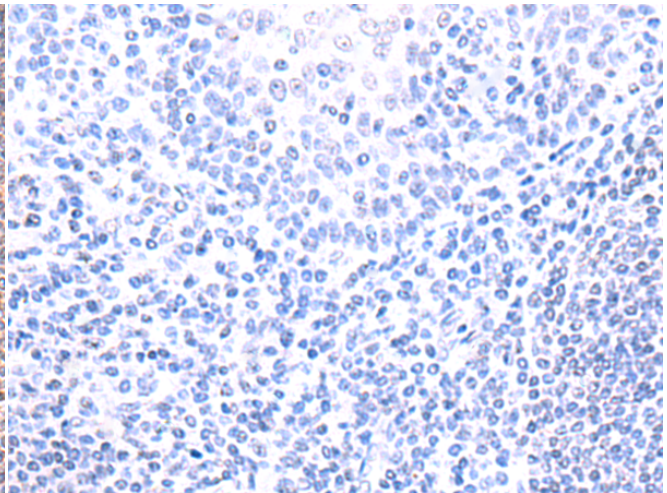
成分: PBS (without Mg²⁺ and Ca²⁺), pH 7.4, 150 mM NaCl, 0.05% Sodium Azide and 40% glycerol

研究领域: Cell Biology

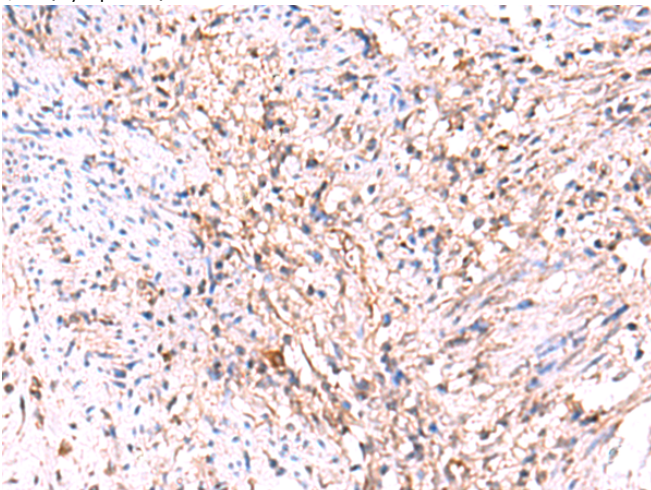
储存和运输: Store at -20°C. Avoid repeated freezing and thawing



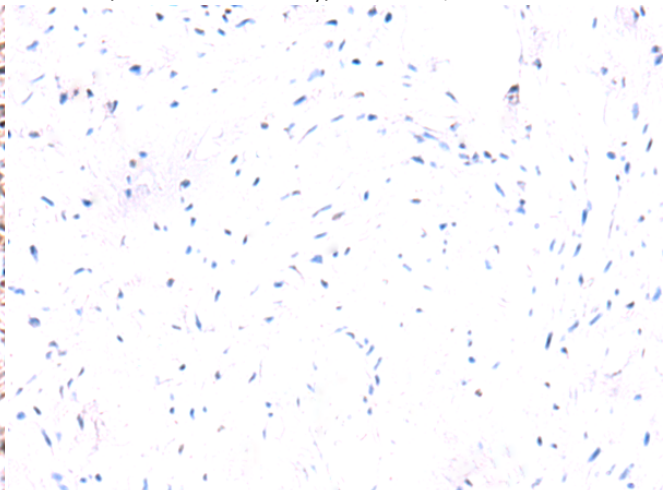
Immunohistochemistry analysis of paraffin embedded Human tonsil tissue using 219119(MANSC1 Antibody) at a dilution of 1/105(Cytoplasm).



In comparison with the IHC on the left, the same paraffin-embedded Human tonsil tissue is first treated with the fusion protein and then with 219119(Anti-MANSC1 Antibody) at dilution 1/105.



The image on the left is immunohistochemistry of paraffin-embedded Human cervical cancer tissue using 219119(Anti-MANSC1 Antibody) at a dilution of 1/105.



In comparison with the IHC on the left, the same paraffin-embedded Human cervical cancer tissue is first treated with fusion protein and then with D225675(Anti-MANSC1 Antibody) at dilution 1/105.



Product Description

Pioneering GTPase and Oncogene Product Development since 2010
