

## LOXL4 RABBIT PAB

货号: S217328

产品全名: LOXL4 兔多抗

基因符号: LOXC

**UNIPROT ID:** Q96JB6 (Gene Accession - BC007522)

**背景:** This gene encodes a member of the lysyl oxidase gene family. The prototypic member of the family is essential to the biogenesis of connective tissue, encoding an extracellular copper-dependent amine oxidase that catalyses the first step in the formation of crosslinks in collagens and elastin. A highly conserved amino acid sequence at the C-terminus end appears to be sufficient for amine oxidase activity, suggesting that each family member may retain this function. The N-terminus is poorly conserved and may impart additional roles in developmental regulation, senescence, tumor suppression, cell growth control, and chemotaxis to each member of the family.

**抗原:** Fusion protein of human LOXL4

**经过测试的应用:** ELISA, IHC

**推荐稀释比:** IHC: 100-300; ELISA: 5000-10000

**种属反应性:** Rabbit

**克隆性:** Rabbit Polyclonal

**亚型:** Immunogen-specific rabbit IgG

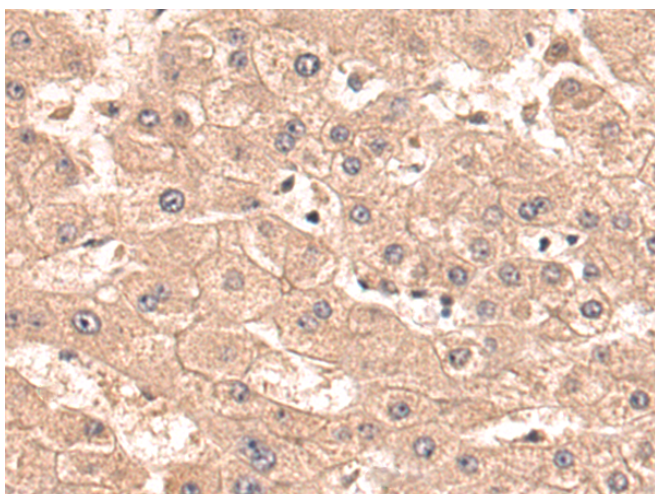
**纯化:** Antigen affinity purification

**种属反应性:** Human, Mouse

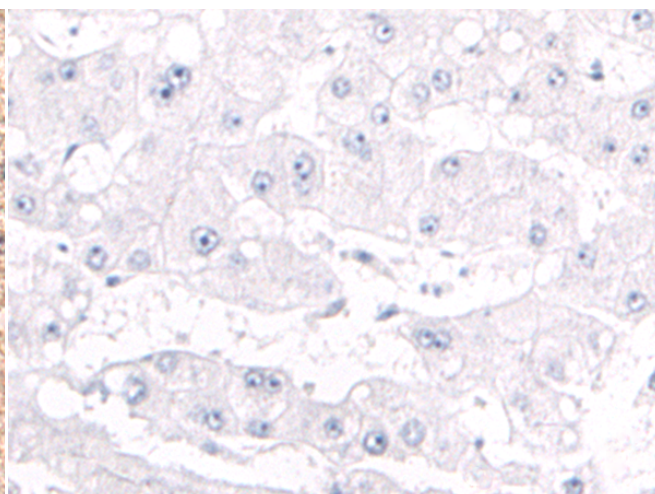
**成分:** PBS (without Mg<sup>2+</sup> and Ca<sup>2+</sup>), pH 7.4, 150 mM NaCl, 0.05% Sodium Azide and 40% glycerol

**研究领域:** Signal Transduction, Cardiovascular

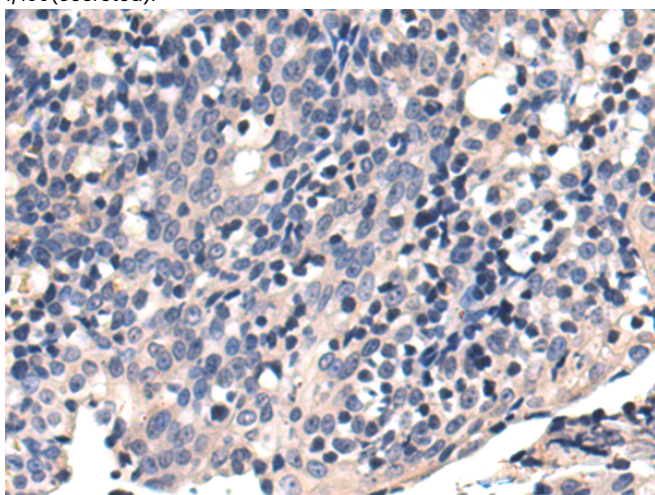
**储存和运输:** Store at -20°C. Avoid repeated freezing and thawing



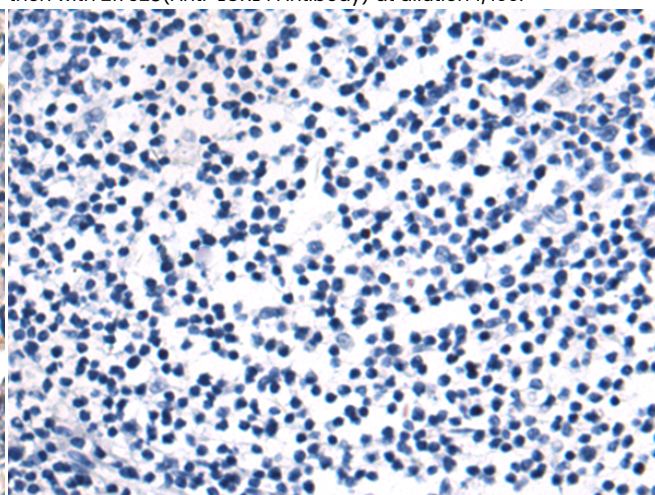
Immunohistochemistry analysis of paraffin embedded Human liver cancer tissue using 217328(LOXL4 Antibody) at a dilution of 1/100(Secreted).



In comparison with the IHC on the left, the same paraffin-embedded Human liver cancer tissue is first treated with the fusion protein and then with 217328(Anti-LOXL4 Antibody) at dilution 1/100.



The image on the left is immunohistochemistry of paraffin-embedded Human tonsil tissue using 217328(Anti-LOXL4 Antibody) at a dilution of 1/100.



In comparison with the IHC on the left, the same paraffin-embedded Human tonsil tissue is first treated with fusion protein and then with D222186(Anti-LOXL4 Antibody) at dilution 1/100.



# Product Description

Pioneering GTPase and Oncogene Product Development since 2010

---