

LDLR RABBIT PAB

货号: S215047

产品全名: LDLR 兔多抗

基因符号 FH; FHC; LDLCQ2

UNIPROT ID: P01130 (Gene Accession - NP_000518)

背景: The low density lipoprotein receptor (LDLR) gene family consists of cell surface proteins involved in receptor-mediated endocytosis of specific ligands. Low density lipoprotein (LDL) is normally bound at the cell membrane and taken into the cell ending up in lysosomes where the protein is degraded and the cholesterol is made available for repression of microsomal enzyme 3-hydroxy-3-methylglutaryl coenzyme A (HMG CoA) reductase, the rate-limiting step in cholesterol synthesis. At the same time, a reciprocal stimulation of cholesterol ester synthesis takes place. Mutations in this gene cause the autosomal dominant disorder, familial hypercholesterolemia. Alternate splicing results in multiple transcript variants.

抗原: Synthetic peptide of human LDLR

经过测试的应用: ELISA, IHC

推荐稀释比: IHC: 25-100; ELISA: 5000-10000

种属反应性: Rabbit

克隆性: Rabbit Polyclonal

亚型: Immunogen-specific rabbit IgG

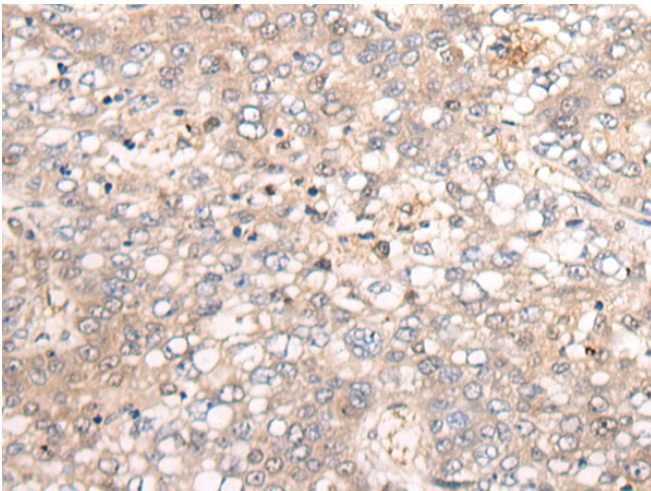
纯化: Antigen affinity purification

种属反应性: Human, Mouse, Rat

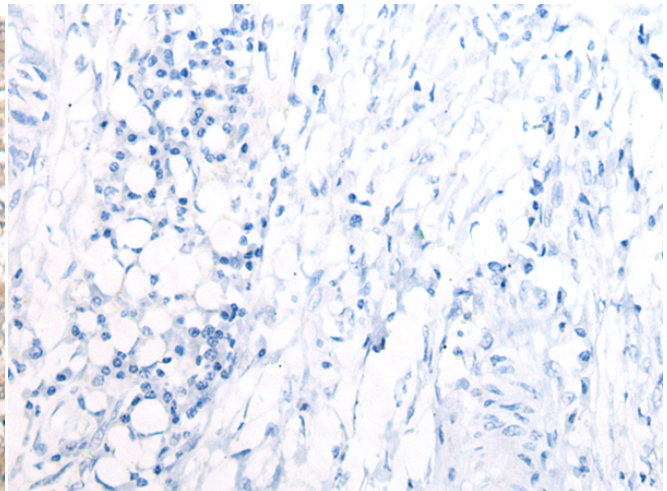
成分: PBS (without Mg²⁺ and Ca²⁺), pH 7.4, 150 mM NaCl, 0.05% Sodium Azide and 40% glycerol

研究领域: Metabolism, Signal Transduction, Cancer, Cardiovascular

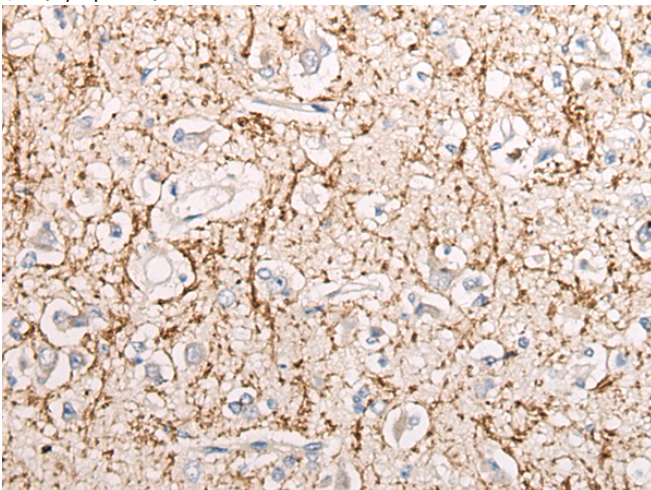
储存和运输: Store at -20°C. Avoid repeated freezing and thawing



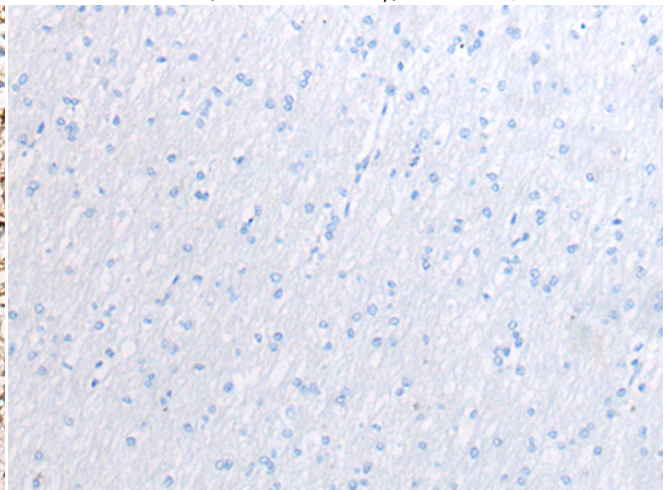
Immunohistochemistry analysis of paraffin embedded Human liver cancer tissue using 215047(LDLR Antibody) at a dilution of 1/40(Cytoplasm).



In comparison with the IHC on the left, the same paraffin-embedded Human liver cancer tissue is first treated with the synthetic peptide and then with 215047(Anti-LDLR Antibody) at dilution 1/40.



The image on the left is immunohistochemistry of paraffin-embedded Human brain tissue using 215047(Anti-LDLR Antibody) at a dilution of 1/40.



In comparison with the IHC on the left, the same paraffin-embedded Human brain tissue is first treated with synthetic peptide and then with D162602(Anti-LDLR Antibody) at dilution 1/40.



Product Description

Pioneering GTPase and Oncogene Product Development since 2010
