

IRAK4 RABBIT MAB

货号: N262421

产品全名: IRAK4 兔单克隆抗体

基因符号 IL-1 receptor-associated kinase 4; Interleukin 1 receptor associated kinase 4 mutant form 1; IPD1; IRAK4; LOC 51135; NY REN 64; REN64

UNIPROT ID: Q9NWZ3

背景: Required for the efficient recruitment of IRAK1 to the IL-1 receptor complex following IL-1 engagement, triggering intracellular signaling cascades leading to transcriptional up-regulation and mRNA stabilization. Phosphorylates IRAK1.

抗原: A synthetic peptide of human IRAK4

经过测试的应用: WB,IHC-F,IHC-P,ICC/IF

推荐稀释比: WB: 1/500-1/1000 IHC: 1/50-1/100 IF: 1/50-1/200

种属反应性: Rabbit

克隆性: Rabbit Monoclonal

克隆编号: R01-1B2

分子量: Calculated MW: 52 kDa; Observed MW: 52 kDa

亚型: IgG

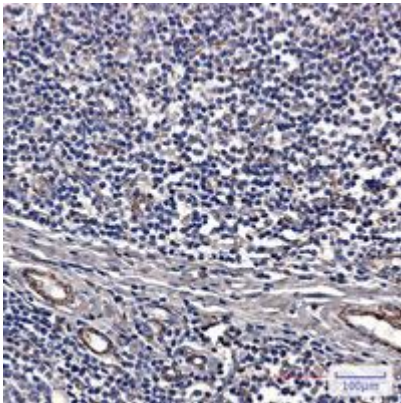
纯化: Affinity Purified

种属反应性: Human

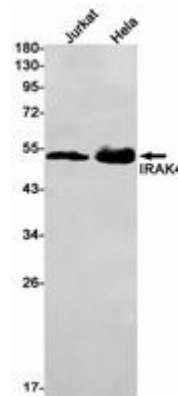
成分: PBS (without Mg²⁺ and Ca²⁺), pH 7.3 containing 50% glycerol, 0.5% BSA and 0.02% sodium azide

研究领域: Immunology

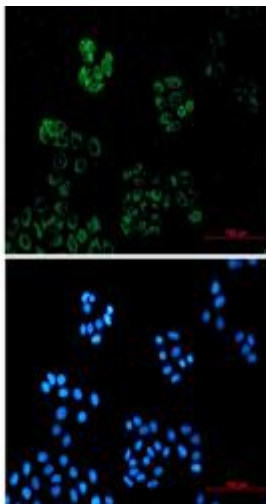
储存和运输: Store at -20°C. Avoid repeated freezing and thawing



Immunohistochemistry analysis of paraffin-embedded Human tonsil using IRAK4 antibody. High-pressure and temperature Sodium Citrate pH 6.0 was used for antigen retrieval.



Western blot analysis of IRAK4 in Jurkat, Hela lysates using IRAK4 antibody.



Immunocytochemistry analysis of IRAK4 (green) in hela using IRAK4 antibody, and DAPI (blue)