

INOS RABBIT PAB

货号: N225375

产品全名: iNOS 兔多抗

基因符号 NOS2; NOS2A; Nitric oxide synthase; inducible; Hepatocyte NOS; HEP-NOS; Inducible NO synthase; Inducible NOS; iNOS; NOS type II; Peptidyl-cysteine S-nitrosylase NOS2

UNIPROT ID: P35228

背景: iNOS Produces nitric oxide (NO) which is a messenger molecule with diverse functions throughout the body. In macrophages, NO mediates tumoricidal and bactericidal actions.

抗原: The antiserum was produced against synthesized peptide derived from human iNOS. AA range:117-166

经过测试的应用: WB,IHC-F,IHC-P,ICC/IF

推荐稀释比: WB: 1/500-1/1000 IHC: 1/50-1/100 IF: 1/50-1/200 ELISA: 1/10000

种属反应性: Rabbit

克隆性: Rabbit Polyclonal

分子量: Calculated MW: 131 kDa; Observed MW: 131 kDa

亚型: IgG

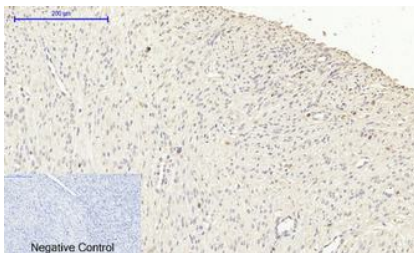
纯化: Affinity Purified

种属反应性: Human, Mouse and Rat


成分: PBS (without Mg²⁺ and Ca²⁺), pH 7.3 containing 50% glycerol, 0.5% BSA and 0.02% sodium azide

研究领域: Neuroscience


储存和运输: Store at -20°C. Avoid repeated freezing and thawing



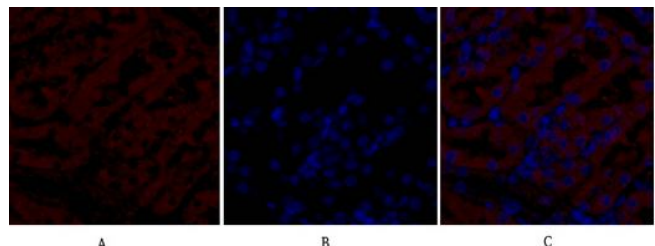
Immunohistochemistry analysis of paraffin-embedded Human uterus cancer using iNOS antibody. High-pressure and temperature Sodium Citrate pH 6.0 was used for antigen retrieval. Negative control was used by secondary antibody only.



Western blot analysis of iNOS in 3T3 lysates using iNOS antibody.



Western blot analysis of iNOS in SH-SY5Y lysates using iNOS antibody.



Immunofluorescence analysis of iNOS in rat kidney using iNOS antibody (red).