

IL1RN RABBIT PAB

货号: S211291

产品全名: IL1RN 兔多抗

基因符号: DIRA; IRAP; IL1F3; IL1RA; MVCD4; IL-1RN; IL-1ra; IL-1ra3; ICIL-1RA

UNIPROT ID: P18510 (Gene Accession - BC009745)

背景: The protein encoded by this gene is a member of the interleukin 1 cytokine family. This protein inhibits the activities of interleukin 1, alpha (IL1A) and interleukin 1, beta (IL1B), and modulates a variety of interleukin 1 related immune and inflammatory responses. This gene and five other closely related cytokine genes form a gene cluster spanning approximately 400 kb on chromosome 2. A polymorphism of this gene is reported to be associated with increased risk of osteoporotic fractures and gastric cancer. Four alternatively spliced transcript variants encoding distinct isoforms have been reported.

抗原: Fusion protein of human IL1RN

经过测试的应用: ELISA, IHC

推荐稀释比: IHC: 25-100; ELISA: 1000-2000

种属反应性: Rabbit

克隆性: Rabbit Polyclonal

亚型: Immunogen-specific rabbit IgG

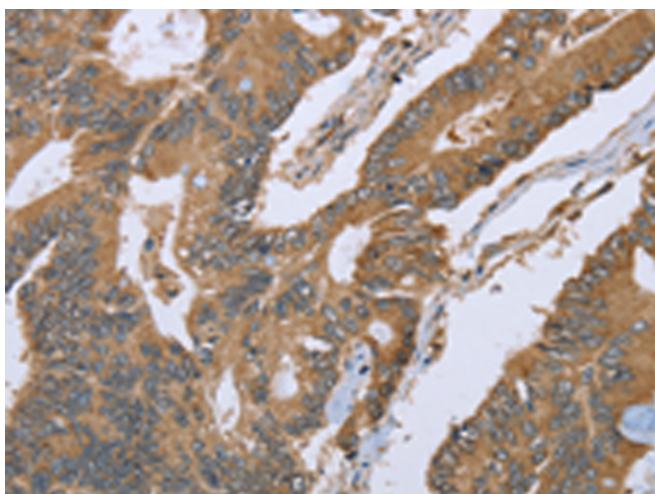
纯化: Antigen affinity purification

种属反应性: Human

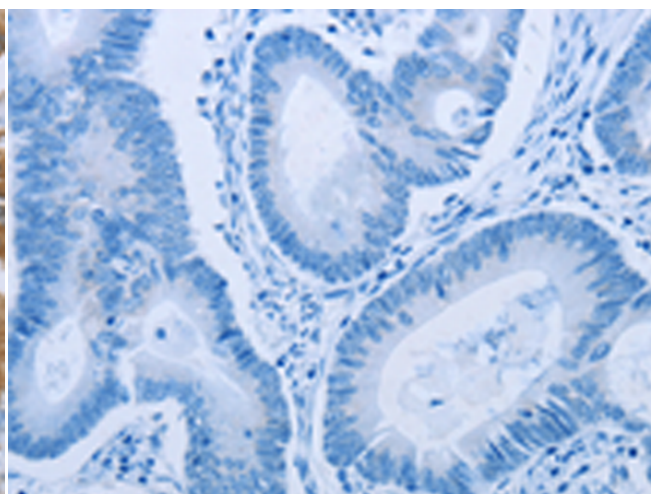
成分: PBS (without Mg²⁺ and Ca²⁺), pH 7.4, 150 mM NaCl, 0.05% Sodium Azide and 40% glycerol

研究领域: Immunology

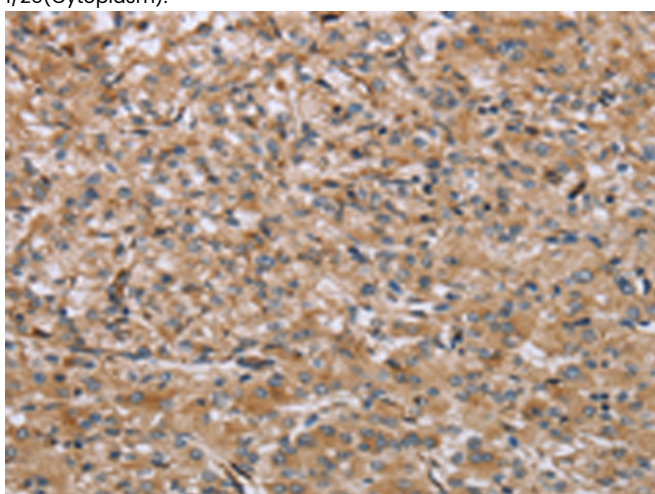
储存和运输: Store at -20°C. Avoid repeated freezing and thawing



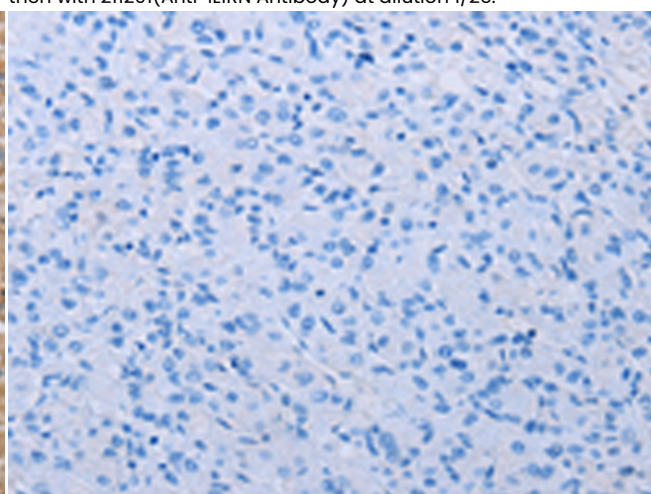
Immunohistochemistry analysis of paraffin embedded Human colon cancer tissue using 211291(IL1RN Antibody) at a dilution of 1/25(Cytoplasm).



In comparison with the IHC on the left, the same paraffin-embedded Human colon cancer tissue is first treated with the fusion protein and then with 211291(Anti-IL1RN Antibody) at dilution 1/25.



The image on the left is immunohistochemistry of paraffin-embedded Human prostate cancer tissue using 211291(Anti-IL1RN Antibody) at a dilution of 1/25.



In comparison with the IHC on the left, the same paraffin-embedded Human prostate cancer tissue is first treated with fusion protein and then with D122539(Anti-IL1RN Antibody) at dilution 1/25.



Product Description

Pioneering GTPase and Oncogene Product Development since 2010
