

IL18R1 RABBIT PAB

货号: S216303

产品全名: IL18R1 兔多抗

基因符号 CD218a; IL18RA; IL1RRP; CDw218a; IL-1Rrp; IL-18Ralpha; IL18Ralpha2; IL-18R-alpha

UNIPROT ID: Q13478 (Gene Accession - BC069575)

背景: The protein encoded by this gene is a cytokine receptor that belongs to the interleukin 1 receptor family. This receptor specifically binds interleukin 18 (IL18), and is essential for IL18 mediated signal transduction. IFN-alpha and IL12 are reported to induce the expression of this receptor in NK and T cells. This gene along with four other members of the interleukin 1 receptor family, including IL1R2, IL1R1, IL1RL2 (IL-1Rrp2), and IL1RL1 (T1/ST2), form a gene cluster on chromosome 2q. Alternatively spliced transcript variants encoding different isoforms have been found for this gene.

抗原: Fusion protein of human IL18R1

经过测试的应用: ELISA, WB, IHC

推荐稀释比: IHC: 50-200;WB: 500-2000;ELISA: 5000-10000

种属反应性: Rabbit

克隆性: Rabbit Polyclonal

亚型: Immunogen-specific rabbit IgG

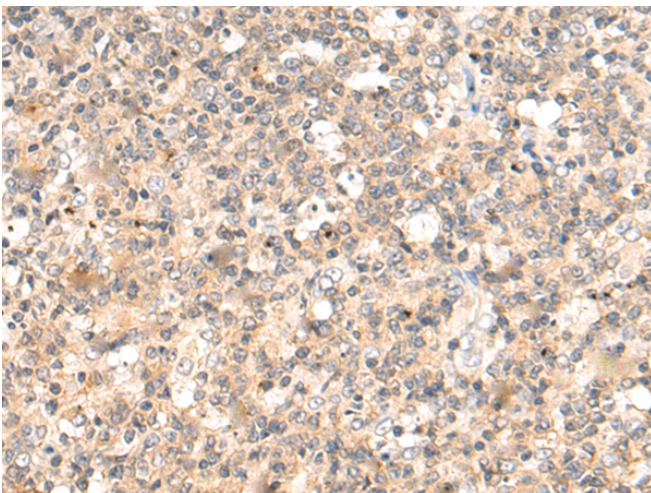
纯化: Antigen affinity purification

种属反应性: Human

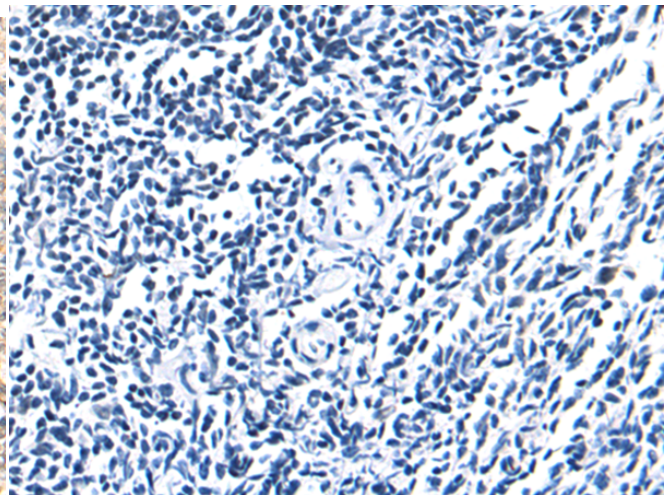
成分: PBS (without Mg²⁺ and Ca²⁺), pH 7.4, 150 mM NaCl, 0.05% Sodium Azide and 40% glycerol

研究领域: Immunology

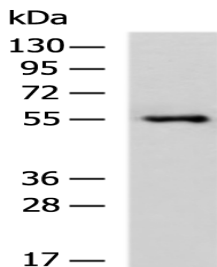
储存和运输: Store at -20°C. Avoid repeated freezing and thawing



Immunohistochemistry analysis of paraffin embedded Human tonsil tissue using 216303(IL18R1 Antibody) at a dilution of 1/50(Cytoplasm).



In comparison with the IHC on the left, the same paraffin-embedded Human tonsil tissue is first treated with the fusion protein and then with 216303(Anti-IL18R1 Antibody) at dilution 1/50.



Gel: 8%SDS-PAGE, Lysate: 40 µg;

Lane: HL60 cell lysate;

Primary antibody: 216303(IL18R1 Antibody) at dilution 1/550;

Secondary antibody: HRP-conjugated Goat anti rabbit IgG at 1/5000 dilution;

Exposure time: 1 minute