

HYDROXYL-HISTONE H2A (TYR39) RABBIT MAB

货号: N263632

产品全名: Hydroxyl-Histone H2A (Tyr39) 兔单克隆抗体

基因符号 H2A.1; H2A/c; H2A1; H2AFC;; H2AFD; H2AFI; H2AFN; H2AFP;
HIST1H2AG; HIST1H2AI; HIST1H2AK; HIST1H2AL; HIST1H2AM; histone cluster 1; H2ai;
Histone H2A type 1; Histone H2A/p

UNIPROT ID: P04908

背景: Core component of nucleosome. Nucleosomes wrap and compact DNA into chromatin, limiting DNA accessibility to the cellular machineries which require DNA as a template. Histones thereby play a central role in transcription regulation, DNA repair, DNA replication and chromosomal stability. DNA accessibility is regulated via a complex set of post-translational modifications of histones, also called histone code, and nucleosome remodeling.

抗原: A synthesized peptide derived from human Histone H2A (hydroxyl Y39)

经过测试的应用: WB,IHC-P

推荐稀释比: WB: 1/500-1/1000 IHC: 1/50-1/100

种属反应性: Rabbit

克隆性: Rabbit Monoclonal

克隆编号: R04-513

分子量: Calculated MW: 14 kDa; Observed MW: 14 kDa

亚型: IgG

纯化: Affinity Purified

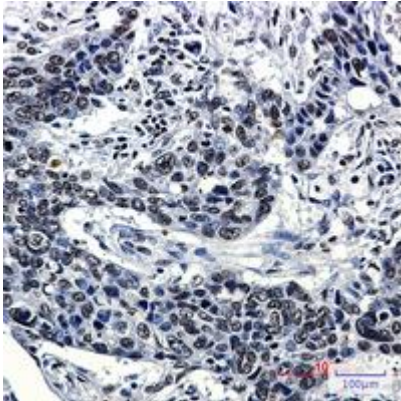
种属反应性: Human,Mouse

Modification: Hydroxylated


成分: PBS (without Mg²⁺ and Ca²⁺), pH 7.3 containing 50% glycerol, 0.5% BSA and 0.02% sodium azide

研究领域: Epigenetics&Histone modifications

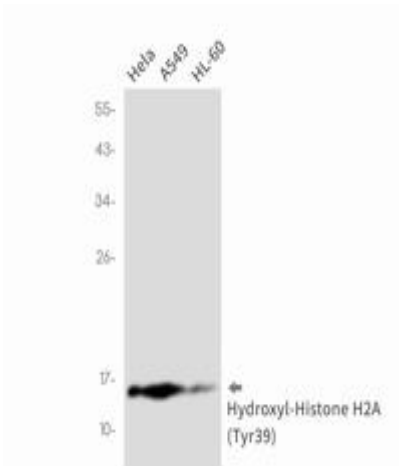
储存和运输: Store at -20°C. Avoid repeated freezing and thawing



Immunohistochemistry analysis of paraffin-embedded Human lung cancer using Hydroxyl-Histone H2A (Tyr39) antibody. High-pressure and temperature Sodium Citrate pH 6.0 was used for antigen retrieval.



Western blot analysis of Hydroxyl-Histone H2A (Tyr39) in 3T3 lysates using Hydroxyl-Histone H2A (Tyr39) antibody.



Western blot analysis of Hydroxyl-Histone H2A (Tyr39) in HeLa, A549, HL-60 lysates using Hydroxyl-Histone H2A (Tyr39) antibody. Observed band size: 14kDa.