

## HTR3A RABBIT PAB

货号: S216312

产品全名: HTR3A 兔多抗

基因符号 HTR3; 5HT3R; 5-HT-3; 5-HT3A; 5-HT3R

**UNIPROT ID:** P46098 (Gene Accession - BC002354 )

**背景:** The product of this gene belongs to the ligand-gated ion channel receptor superfamily. This gene encodes subunit A of the type 3 receptor for 5-hydroxytryptamine (serotonin), a biogenic hormone that functions as a neurotransmitter, a hormone, and a mitogen. This receptor causes fast, depolarizing responses in neurons after activation. It appears that the heteromeric combination of A and B subunits is necessary to provide the full functional features of this receptor, since either subunit alone results in receptors with very low conductance and response amplitude. Alternatively spliced transcript variants encoding different isoforms have been identified.

**抗原:** Fusion protein of human HTR3A

**经过测试的应用:** ELISA, WB, IHC

**推荐稀释比:** IHC: 40-200;WB: 200-1000;ELISA: 5000-10000

**种属反应性:** Rabbit

**克隆性:** Rabbit Polyclonal

**亚型:** Immunogen-specific rabbit IgG

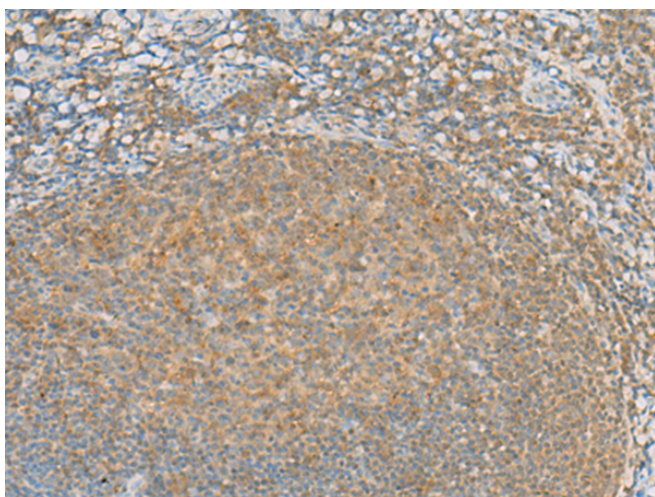
**纯化:** Antigen affinity purification

**种属反应性:** Human, Mouse, Rat

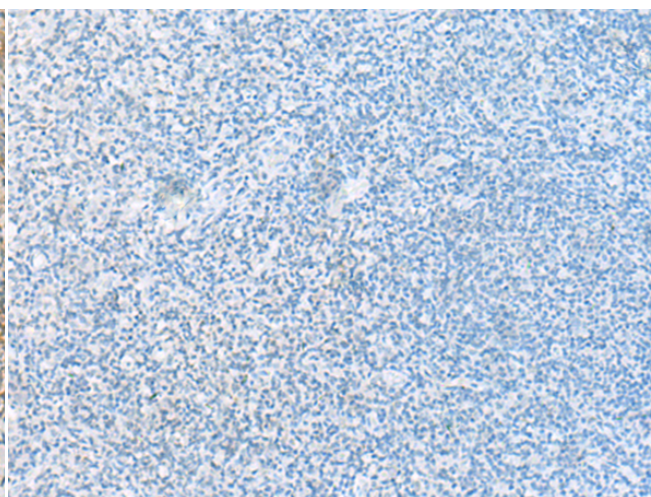
**成分:** PBS (without Mg<sup>2+</sup> and Ca<sup>2+</sup>), pH 7.4, 150 mM NaCl, 0.05% Sodium Azide and 40% glycerol

**研究领域:** Metabolism, Neuroscience

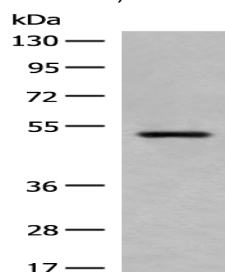
**储存和运输:** Store at -20°C. Avoid repeated freezing and thawing



Immunohistochemistry analysis of paraffin embedded Human tonsil tissue using 216312(HTR3A Antibody) at a dilution of 1/60(Cell membrane).



In comparison with the IHC on the left, the same paraffin-embedded Human tonsil tissue is first treated with the fusion protein and then with 216312(Anti-HTR3A Antibody) at dilution 1/60.



Gel: 8%SDS-PAGE, Lysate: 40 µg;

Lane: TM4 cell lysate;

Primary antibody: 216312(HTR3A Antibody) at dilution 1/200;

Secondary antibody: Goat anti rabbit IgG at 1/8000 dilution;

Exposure time: 30 seconds