

## HSPA2 RABBIT MAB

货号: N262375

产品全名: HspA2 兔单克隆抗体

基因符号 HSPA2; Heat shock 70kD protein 2; HSP70-2; HSP70-3; Heat shock 70 kDa protein 2; Heat shock 70kDa protein 2

**UNIPROT ID:** P54652

**背景:** In cooperation with other chaperones, Hsp70s stabilize preexistent proteins against aggregation and mediate the folding of newly translated polypeptides in the cytosol as well as within organelles. These chaperones participate in all these processes through their ability to recognize nonnative conformations of other proteins.

**抗原:** Recombinant protein of human HSPA2

**经过测试的应用:** WB,IHC-P

**推荐稀释比:** WB: 1/500-1/1000 IHC: 1/50-1/100

**种属反应性:** Rabbit

**克隆性:** Rabbit Monoclonal

**克隆编号:** R08-4A4

**分子量:** Calculated MW: 70 kDa; Observed MW: 70 kDa

**亚型:** IgG

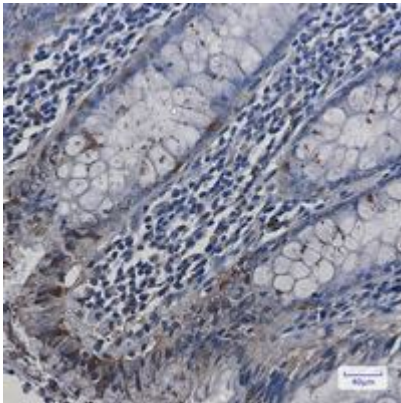
**纯化:** Affinity Purified

**种属反应性:** Human, Mouse and Rat

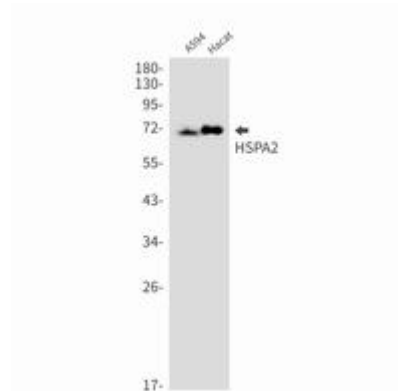
**成分:** PBS (without Mg<sup>2+</sup> and Ca<sup>2+</sup>), pH 7.3 containing 50% glycerol, 0.5% BSA and 0.02% sodium azide

**研究领域:** Signal Transduction

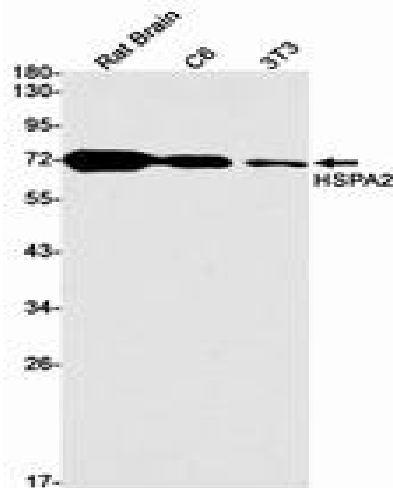
**储存和运输:** Store at -20°C. Avoid repeated freezing and thawing



Immunohistochemistry analysis of paraffin-embedded Human colon cancer using HSPA2 antibody. High-pressure and temperature Sodium Citrate pH 6.0 was used for antigen retrieval.



Western blot analysis of HSPA2 in A549, Hacat lysates using HspA2 antibody.



Western blot analysis of HSPA2 in rat Brain, C6, 3T3 lysates using HSPA2 antibody.