

HSP90AB1 RABBIT PAB

货号: S221374

产品全名: HSP90AB1 兔多抗

基因符号 HSP84; HSPC2; HSPCB; D6S182; HSP90B

UNIPROT ID: P08238 (Gene Accession - NP_031381)

背景: This gene encodes a member of the heat shock protein 90 family; these proteins are involved in signal transduction, protein folding and degradation and morphological evolution. This gene encodes the constitutive form of the cytosolic 90 kDa heat-shock protein and is thought to play a role in gastric apoptosis and inflammation. Alternative splicing results in multiple transcript variants. Pseudogenes have been identified on multiple chromosomes. [provided by RefSeq, Dec 2012]

抗原: Synthetic peptide of human HSP90AB1

经过测试的应用: ELISA, IHC

推荐稀释比: IHC: 50-200; ELISA: 5000-10000

种属反应性: Rabbit

克隆性: Rabbit Polyclonal

亚型: Immunogen-specific rabbit IgG

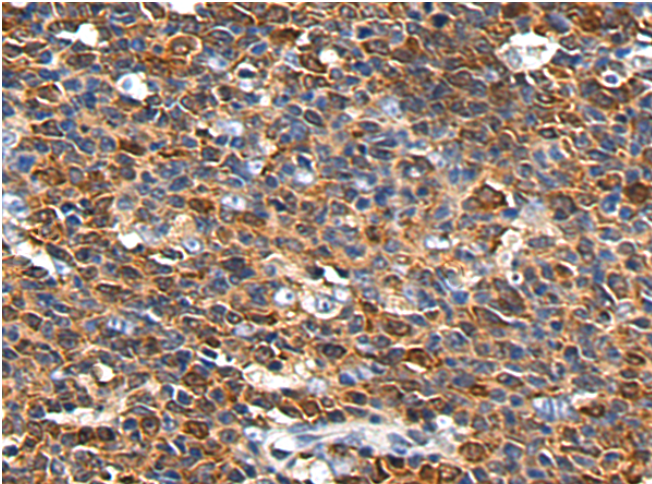
纯化: Antigen affinity purification

种属反应性: Human, Mouse, Rat

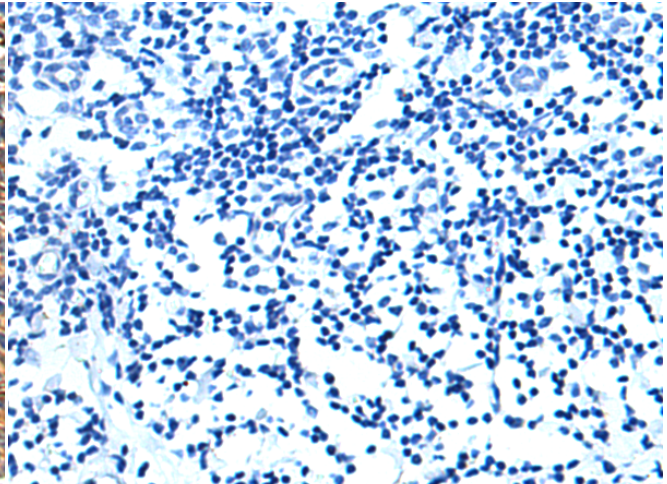
成分: PBS (without Mg²⁺ and Ca²⁺), pH 7.4, 150 mM NaCl, 0.05% Sodium Azide and 40% glycerol

研究领域: Signal Transduction, Cancer

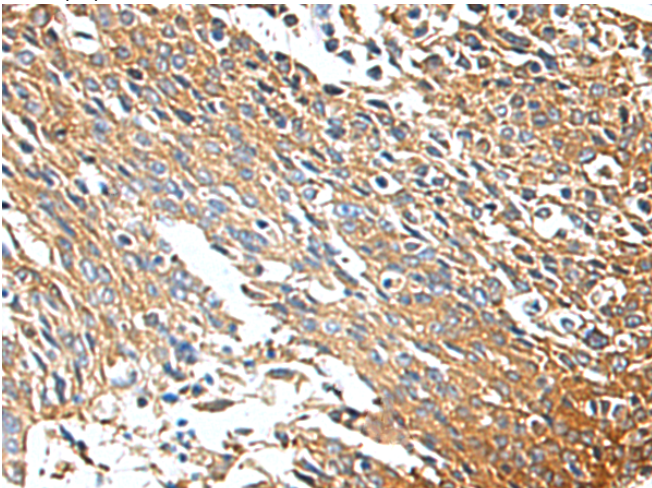
储存和运输: Store at -20°C. Avoid repeated freezing and thawing



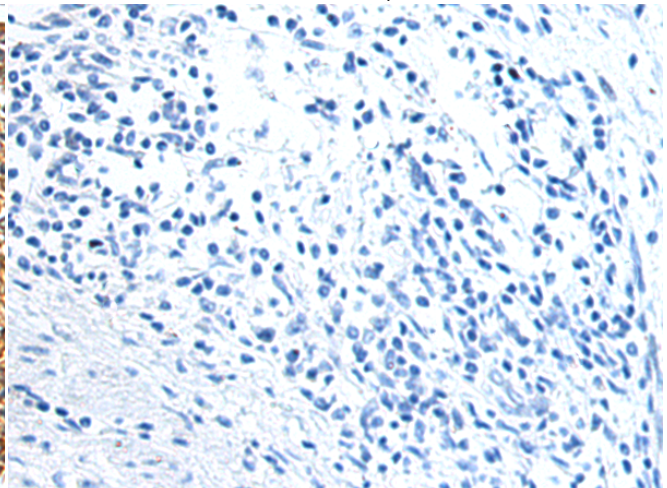
Immunohistochemistry analysis of paraffin embedded Human tonsil tissue using 221374(HSP90AB1 Antibody) at a dilution of 1/60(Cytoplasm).



In comparison with the IHC on the left, the same paraffin-embedded Human tonsil tissue is first treated with the synthetic peptide and then with 221374(Anti-HSP90AB1 Antibody) at dilution 1/60.



The image on the left is immunohistochemistry of paraffin-embedded Human cervical cancer tissue using 221374(Anti-HSP90AB1 Antibody) at a dilution of 1/60.



In comparison with the IHC on the left, the same paraffin-embedded Human cervical cancer tissue is first treated with synthetic peptide and then with D262934(Anti-HSP90AB1 Antibody) at dilution 1/60.



Product Description

Pioneering GTPase and Oncogene Product Development since 2010
