

HSP90 ALPHA (5D6) MOUSE MAB

货号: N261370

产品全名: Hsp90 alpha (5D6) 小鼠单抗

基因符号 HSP90AA1; HSP90A; HSPC1; HSPCA; Heat shock protein HSP 90-alpha; Heat shock 86 kDa; HSP 86; HSP86; Renal carcinoma antigen NY-REN-38

UNIPROT ID: P07900

背景: HSP90A a molecular chaperone of the heat shock protein 90 family. Has ATPase activity. Known to interact with a wide variety of proteins including steroid hormone receptors, neuropeptide Y, FKBP51/54, and FKBP52. G protein-coupled receptor kinases are stabilized by interacting with HSP 90. Hsp70 and Hsp90 promote tau solubility and tau binding to microtubules, reducing insoluble tau.

抗原: Purified recombinant protein expressed in E.coli.

经过测试的应用: WB,IHC-P

推荐稀释比: WB: 1/500-1/1000 IHC: 1/50-1/100

种属反应性: Mouse

克隆性: Mouse Monoclonal

克隆编号: 5D6-2G8-6D5

分子量: Calculated MW: 85 kDa; Observed MW: 95 kDa

亚型: IgG1


纯化: Affinity Purified

种属反应性: Human,Rat,Mouse

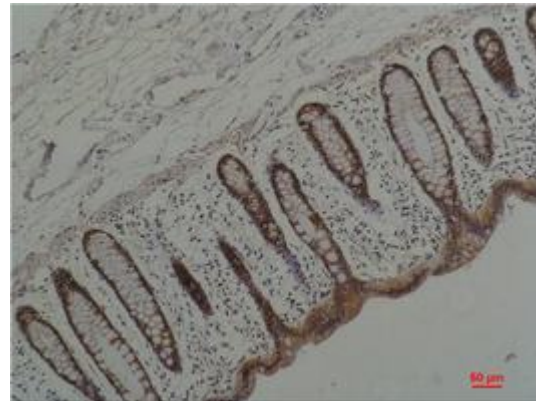
成分: PBS (without Mg²⁺ and Ca²⁺), pH 7.3 containing 50% glycerol, 0.5% BSA and 0.02% sodium azide

研究领域: Signal Transduction


储存和运输: Store at -20°C. Avoid repeated freezing and thawing



Western blot analysis of Hsp90 alpha (5D6) in HeLa, A549, HL6, U2OS, C6 lysates using Hsp90 alpha (5D6) antibody



Immunohistochemistry analysis of paraffin-embedded Human Colon Carcinoma using Hsp90 alpha (5D6) antibody. High-pressure and temperature Sodium Citrate pH 6.0 was used for antigen retrieval.



Western blot analysis of Hsp90 alpha (5D6) in K562, Ramos, Jurkat, rat Brain lysates using Hsp90 alpha (5D6) antibody