

## HSP70 RABBIT MAB

货号: N262372

产品全名: Hsp70 兔单克隆抗体

基因符号 HSP72; HSPA1; HSP70I; HSPA1B; HSP70-1; HSP70-1A.

**UNIPROT ID:** P0DMV8

**背景:** In conjunction with other heat shock proteins, this protein stabilizes existing proteins against aggregation and mediates the folding of newly translated proteins in the cytosol and in organelles. It is also involved in the ubiquitin-proteasome pathway through interaction with the AU-rich element RNA-binding protein 1. The gene is located in the major histocompatibility complex class III region, in a cluster with two closely related genes which encode similar proteins.

**抗原:** A synthetic peptide of human Hsp70

**经过测试的应用:** WB,IHC-F,IHC-P,ICC/IF

**推荐稀释比:** WB: 1/500-1/1000 IHC: 1/50-1/100 IF: 1/50-1/200

**种属反应性:** Rabbit

**克隆性:** Rabbit Monoclonal

**克隆编号:** R04-7A2

**分子量:** Calculated MW: 70 kDa; Observed MW: 70 kDa

**亚型:** IgG

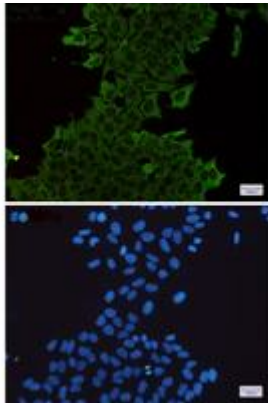
**纯化:** Affinity Purified

**种属反应性:** Human, Mouse and Rat


**成分:** PBS (without Mg<sup>2+</sup> and Ca<sup>2+</sup>), pH 7.3 containing 50% glycerol, 0.5% BSA and 0.02% sodium azide

**研究领域:** Neuroscience&Prion disease

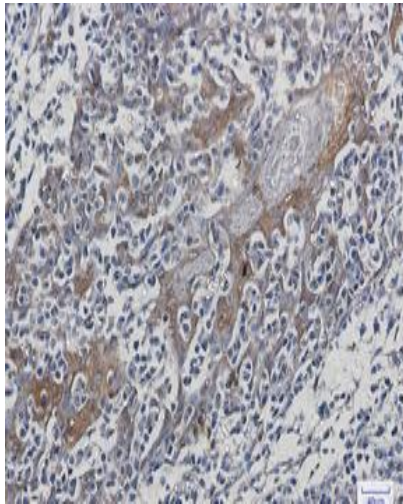
**储存和运输:** Store at -20°C. Avoid repeated freezing and thawing



Immunocytochemistry analysis of Hsp70 (green) in Hela using Hsp70 antibody, and DAPI (blue)



Western blot analysis of Hsp70 in K562, rat Brain, C6, 3T3 lysates using Hsp70 antibody.



Immunohistochemistry analysis of paraffin-embedded Human tonsil using Hsp70 antibody. High-pressure and temperature Sodium Citrate pH 6.0 was used for antigen retrieval.