

HSP60 (6C8) MOUSE MAB

货号: N261131

产品全名: Hsp60 (6C8) 小鼠单抗

基因符号: HSPD1; HSP60; 60 kDa heat shock protein; mitochondrial; 60 kDa chaperonin; Chaperonin 60; CPN60; Heat shock protein 60; HSP-60; Hsp60; HuCHA60; Mitochondrial matrix protein P1; P60 lymphocyte 蛋白

UNIPROT ID: P10809

背景: HSP60 Implicated in mitochondrial protein import and macromolecular assembly. May facilitate the correct folding of imported proteins. May also prevent misfolding and promote the refolding and proper assembly of unfolded polypeptides generated under stress conditions in the mitochondrial matrix. Belongs to the chaperonin (HSP60) family. Interacts with HBV protein X and HTLV-1 protein p40tax.

抗原: Purified recombinant human Hsp60 protein fragments expressed in E.coli.

经过测试的应用: WB, ICC/IF, IP

推荐稀释比: WB: 1/500-1/1000 IF: 1/50-1/200 IP: 1/20

种属反应性: Mouse

克隆性: Mouse Monoclonal

克隆编号: 6C8-G1-B10

分子量: Calculated MW: 61 kDa; Observed MW: 61 kDa

亚型: IgG2b

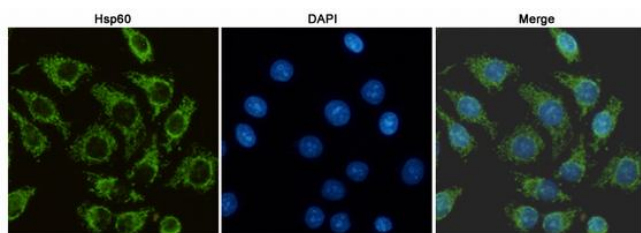
纯化: Affinity Purified

种属反应性: Human, Mouse and Rat

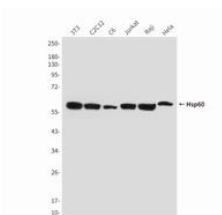
成分: PBS (without Mg²⁺ and Ca²⁺), pH 7.3 containing 50% glycerol, 0.5% BSA and 0.02% sodium azide

研究领域: Tags & Cell Markers


储存和运输: Store at -20°C. Avoid repeated freezing and thawing



Immunocytochemistry analysis of Hsp60 (6C8) in HeLa using Hsp60 antibody.



Western blot analysis of Hsp60 in HeLa, Raji, Jurkat, C6, C2C12 and 3T3 lysates using Hsp60 antibody.



Immunoprecipitation analysis of Hsp60 (6C8) in HeLa lysates using Hsp60 antibody.