

HRP3 RABBIT PAB

货号: N225070

产品全名: HRP3 兔多抗

基因符号 HDGFRP3; HDGF2; CGI-142; Hepatoma-derived growth factor-related protein 3; HRP-3; Hepatoma-derived growth factor 2; HDGF-2

UNIPROT ID: Q9Y3E1

背景: Enhances DNA synthesis and may play a role in cell proliferation.

抗原: The antiserum was produced against synthesized peptide derived from the Internal region of human HDGFRP3. AA range:131-180

经过测试的应用: WB,IHC-P,ELISA

推荐稀释比: WB: 1/500-1/1000 IHC: 1/50-1/100 ELISA: 1/10000

种属反应性: Rabbit

克隆性: Rabbit Polyclonal

分子量: Calculated MW: 23 kDa; Observed MW: 23 kDa

亚型: IgG

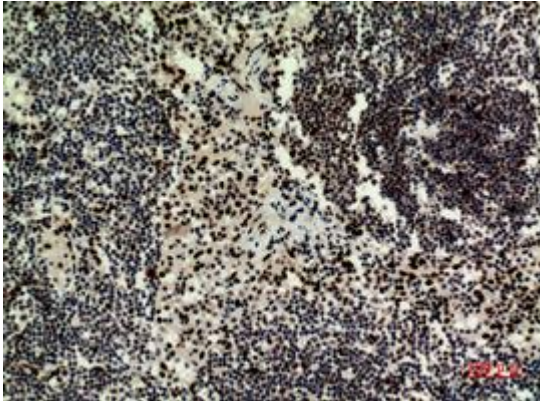
纯化: Affinity Purified

种属反应性: Human, Mouse and Rat

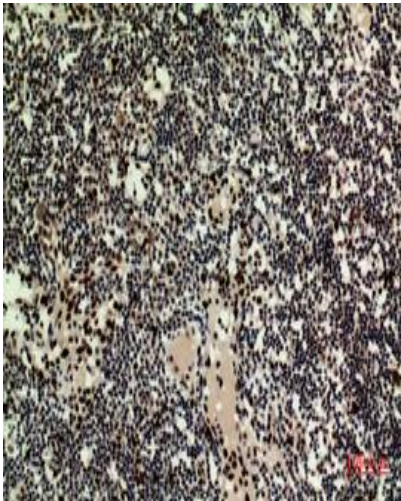
成分: PBS (without Mg²⁺ and Ca²⁺), pH 7.3 containing 50% glycerol, 0.5% BSA and 0.02% sodium azide

研究领域: Epigenetics and Nuclear Signaling


储存和运输: Store at -20°C. Avoid repeated freezing and thawing



Immunohistochemistry analysis of paraffin-embedded Human Lymphnodes using HRP3 antibody. High-pressure and temperature Sodium Citrate pH 6.0 was used for antigen retrieval.



Immunohistochemistry analysis of paraffin-embedded Human Lymphnodes using HRP3 antibody. High-pressure and temperature Sodium Citrate pH 6.0 was used for antigen retrieval.



Western blot analysis of HRP3 in NIH3T3, PC-12 lysates using HRP3 antibody.