

HPRT1 RABBIT PAB

货号: S218842

产品全名: HPRT1 兔多抗

基因符号: HPRT; HGPRT

UNIPROT ID: P00492 (Gene Accession - BC000578)

背景: The protein encoded by this gene is a transferase, which catalyzes conversion of hypoxanthine to inosine monophosphate and guanine to guanosine monophosphate via transfer of the 5-phosphoribosyl group from 5-phosphoribosyl 1-pyrophosphate. This enzyme plays a central role in the generation of purine nucleotides through the purine salvage pathway. Mutations in this gene result in Lesch-Nyhan syndrome or gout.

抗原: Fusion protein of human HPRT1

经过测试的应用: ELISA, WB, IHC

推荐稀释比: IHC: 50-200;WB: 500-2000;ELISA: 5000-10000

种属反应性: Rabbit

克隆性: Rabbit Polyclonal

亚型: Immunogen-specific rabbit IgG

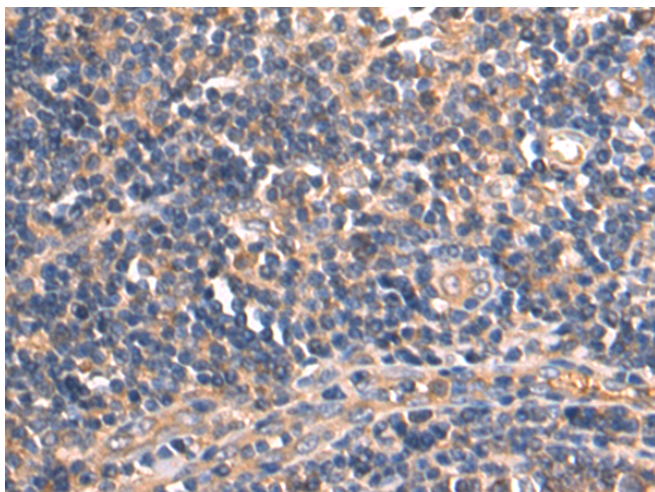
纯化: Antigen affinity purification

种属反应性: Human, Mouse, Rat

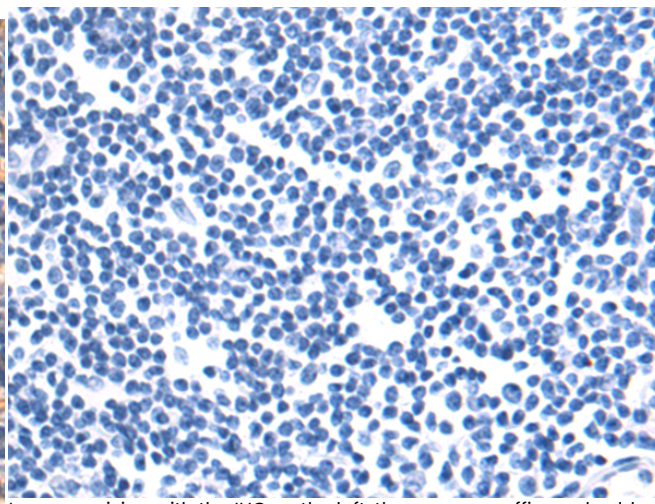
成分: PBS (without Mg²⁺ and Ca²⁺), pH 7.4, 150 mM NaCl, 0.05% Sodium Azide and 40% glycerol

研究领域: Epigenetics and Nuclear Signaling, Cell Biology

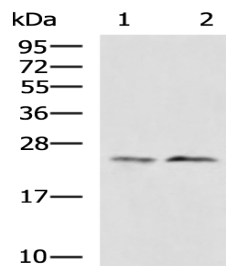
储存和运输: Store at -20°C. Avoid repeated freezing and thawing



Immunohistochemistry analysis of paraffin embedded Human tonsil tissue using 218842(HPRT1 Antibody) at a dilution of 1/50(Cytoplasm).



In comparison with the IHC on the left, the same paraffin-embedded Human tonsil tissue is first treated with the fusion protein and then with 218842(Anti-HPRT1 Antibody) at dilution 1/50.



Gel: 12%SDS-PAGE, Lysate: 40 µg;

Lane 1-2: 293T cell, Mouse brain tissue lysates;

Primary antibody: 218842(HPRT1 Antibody) at dilution 1/700;

Secondary antibody: HRP-conjugated Goat anti rabbit IgG at 1/5000 dilution;

Exposure time: 40 seconds