

HOXD4 RABBIT PAB

货号: S222199

产品全名: HOXD4 兔多抗

基因符号: HOX4; HOX4B; HHO.C13; HOX-5.1; Hox-4.2

UNIPROT ID: P09016 (Gene Accession - NP_055436)

背景: This gene belongs to the homeobox family of genes. The homeobox genes encode a highly conserved family of transcription factors that play an important role in morphogenesis in all multicellular organisms. Mammals possess four similar homeobox gene clusters, HOXA, HOXB, HOXC and HOXD, located on different chromosomes, consisting of 9 to 11 genes arranged in tandem. This gene is one of several homeobox HOXD genes located at 2q31-2q37 chromosome regions. Deletions that removed the entire HOXD gene cluster or 5' end of this cluster have been associated with severe limb and genital abnormalities. The protein encoded by this gene may play a role in determining positional values in developing limb buds. Alternatively spliced variants have been described but their full length nature has not been determined.

抗原: Synthetic peptide of human HOXD4

经过测试的应用: ELISA, IHC

推荐稀释比: IHC: Oct-50; ELISA: 5000-10000

种属反应性: Rabbit

克隆性: Rabbit Polyclonal

亚型: Immunogen-specific rabbit IgG

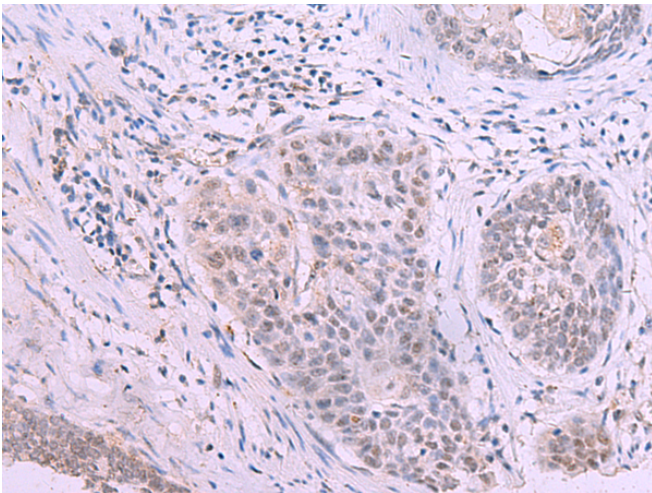
纯化: Antigen affinity purification

种属反应性: Human, Mouse

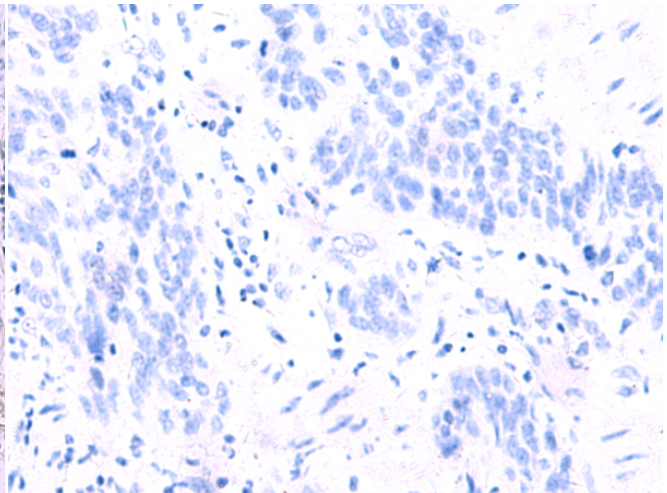
成分: PBS (without Mg²⁺ and Ca²⁺), pH 7.4, 150 mM NaCl, 0.05% Sodium Azide and 40% glycerol

研究领域: Epigenetics and Nuclear Signaling

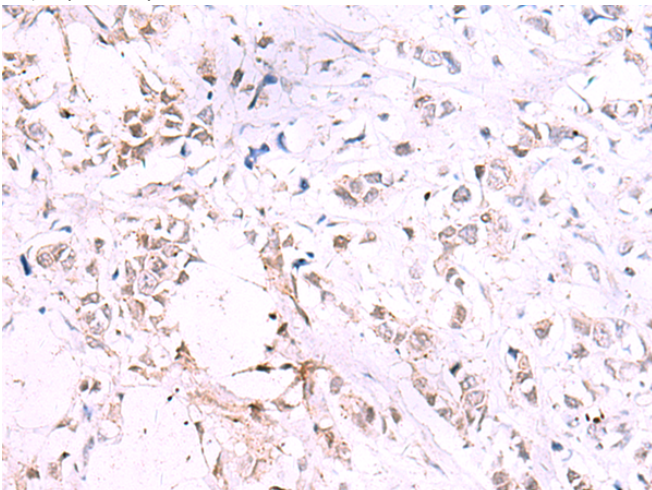
储存和运输: Store at -20°C. Avoid repeated freezing and thawing



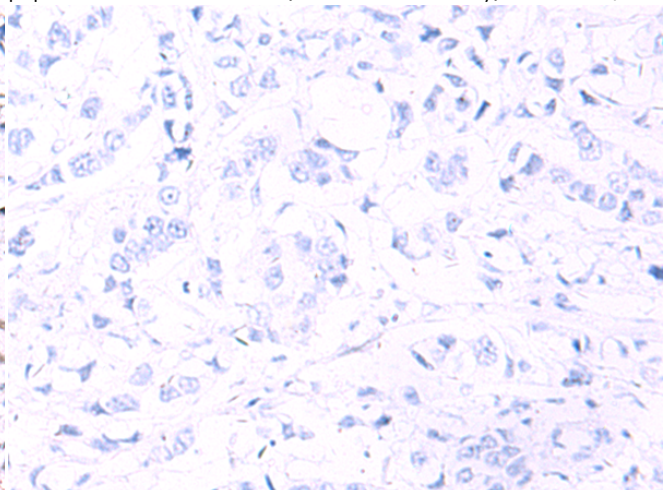
Immunohistochemistry analysis of paraffin embedded Human esophagus cancer tissue using 222199(HOXD4 Antibody) at a dilution of 1/25(Nucleus).



In comparison with the IHC on the left, the same paraffin-embedded Human esophagus cancer tissue is first treated with the synthetic peptide and then with 222199(Anti-HOXD4 Antibody) at dilution 1/25.



The image on the left is immunohistochemistry of paraffin-embedded Human breast cancer tissue using 222199(Anti-HOXD4 Antibody) at a dilution of 1/25.



In comparison with the IHC on the left, the same paraffin-embedded Human breast cancer tissue is first treated with synthetic peptide and then with D264212(Anti-HOXD4 Antibody) at dilution 1/25.



Product Description

Pioneering GTPase and Oncogene Product Development since 2010
