

HOXD10 RABBIT PAB

货号: S221431

产品全名: HOXD10 兔多抗

基因符号: HOX4; HOX4D; HOX4E; Hox-4.4

UNIPROT ID: P28358 (Gene Accession - NP_002139)

背景:

抗原: Synthetic peptide of human HOXD10

经过测试的应用: ELISA, IHC

推荐稀释比: IHC: 50-200; ELISA: 5000-10000

种属反应性: Rabbit

克隆性: Rabbit Polyclonal

亚型: Immunogen-specific rabbit IgG

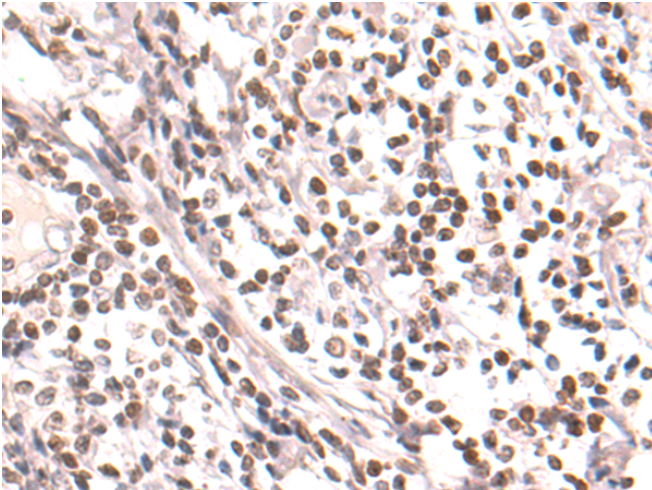
纯化: Antigen affinity purification

种属反应性: Human, Mouse

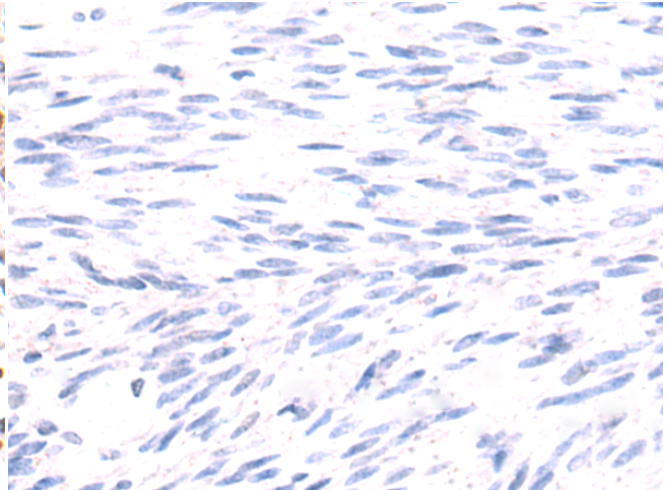
成分: PBS (without Mg²⁺ and Ca²⁺), pH 7.4, 150 mM NaCl, 0.05% Sodium Azide and 40% glycerol

研究领域: Epigenetics and Nuclear Signaling

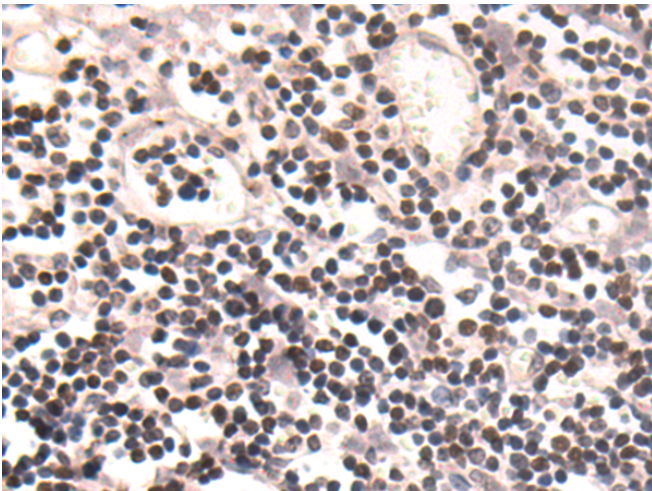
储存和运输: Store at -20°C. Avoid repeated freezing and thawing



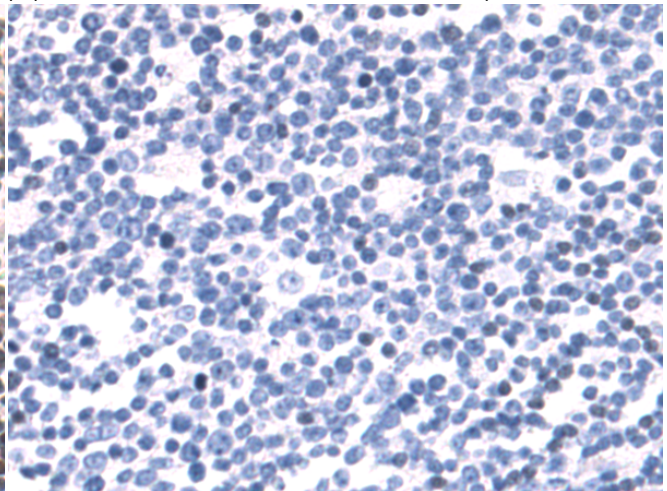
Immunohistochemistry analysis of paraffin embedded Human cervical cancer tissue using 221431(HOXD10 Antibody) at a dilution of 1/50(Nucleus).



In comparison with the IHC on the left, the same paraffin-embedded Human cervical cancer tissue is first treated with the synthetic peptide and then with 221431(Anti-HOXD10 Antibody) at dilution 1/50.



The image on the left is immunohistochemistry of paraffin-embedded Human tonsil tissue using 221431(Anti-HOXD10 Antibody) at a dilution of 1/50.



In comparison with the IHC on the left, the same paraffin-embedded Human tonsil tissue is first treated with synthetic peptide and then with D263020(Anti-HOXD10 Antibody) at dilution 1/50.



Product Description

Pioneering GTPase and Oncogene Product Development since 2010
