

HNRNPD RABBIT PAB

货号: S222423

产品全名: HNRNPD 兔多抗

基因符号 P37; AUF1; AUF1A; HNRPD; hnRNPD0

UNIPROT ID: Q14103 (Gene Accession - NP_112738)

背景: This gene belongs to the subfamily of ubiquitously expressed heterogeneous nuclear ribonucleoproteins (hnRNPs). The hnRNPs are nucleic acid binding proteins and they complex with heterogeneous nuclear RNA (hnRNA). These proteins are associated with pre-mRNAs in the nucleus and appear to influence pre-mRNA processing and other aspects of mRNA metabolism and transport. While all of the hnRNPs are present in the nucleus, some seem to shuttle between the nucleus and the cytoplasm. The hnRNP proteins have distinct nucleic acid binding properties. The protein encoded by this gene has two repeats of quasi-RRM domains that bind to RNAs. It localizes to both the nucleus and the cytoplasm. This protein is implicated in the regulation of mRNA stability. Alternative splicing of this gene results in four transcript variants.

抗原: Synthetic peptide of human HNRNPD

经过测试的应用: ELISA, IHC

推荐稀释比: IHC: 50-200; ELISA: 5000-10000

种属反应性: Rabbit

克隆性: Rabbit Polyclonal

亚型: Immunogen-specific rabbit IgG

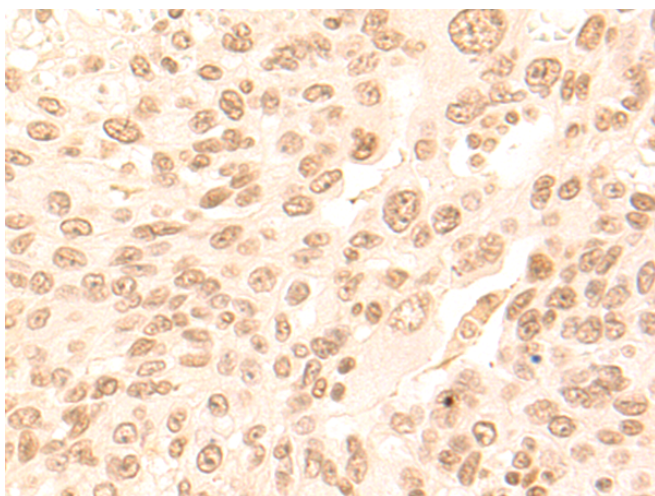
纯化: Antigen affinity purification

种属反应性: Human, Mouse, Rat

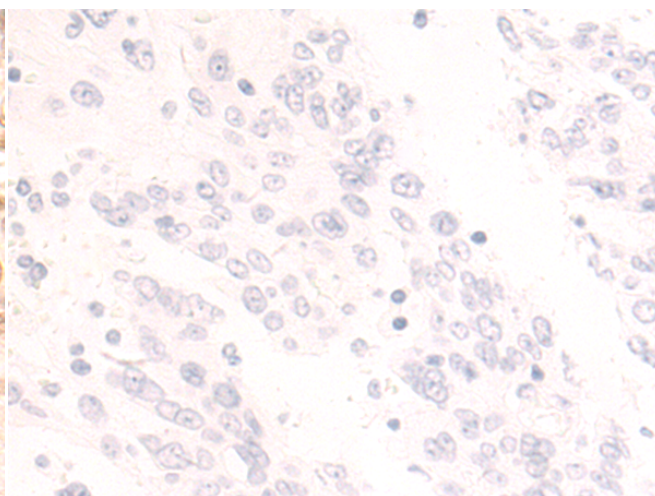
成分: PBS (without Mg²⁺ and Ca²⁺), pH 7.4, 150 mM NaCl, 0.05% Sodium Azide and 40% glycerol

研究领域: Epigenetics and Nuclear Signaling

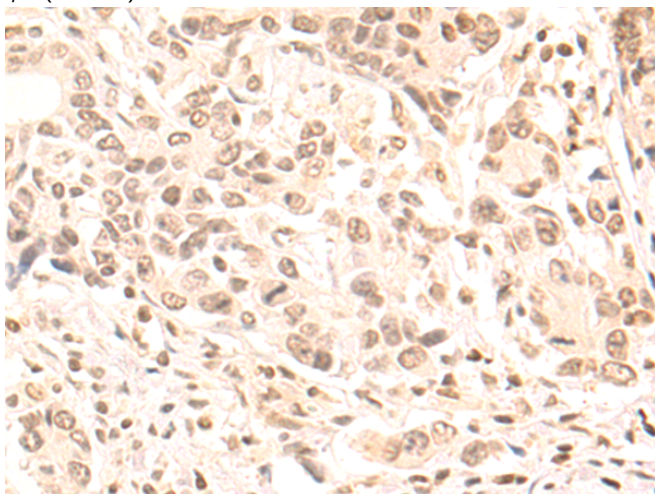
储存和运输: Store at -20°C. Avoid repeated freezing and thawing



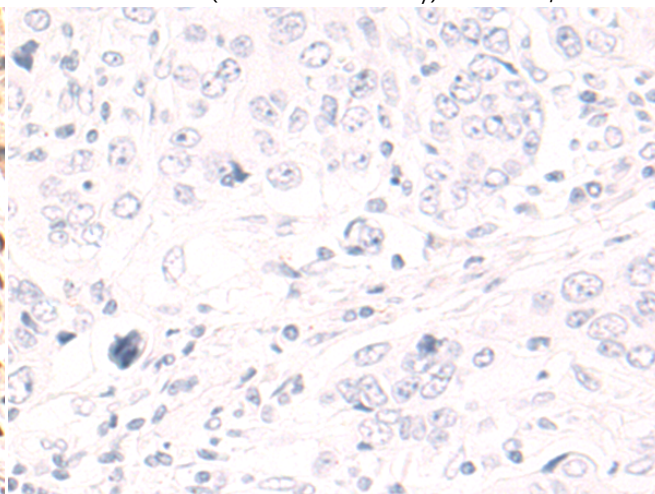
Immunohistochemistry analysis of paraffin embedded Human breast cancer tissue using 222423(HNRNPD Antibody) at a dilution of 1/50(Nucleus).



In comparison with the IHC on the left, the same paraffin-embedded Human breast cancer tissue is first treated with the synthetic peptide and then with 222423(Anti-HNRNPD Antibody) at dilution 1/50.



The image on the left is immunohistochemistry of paraffin-embedded Human gastric cancer tissue using 222423(Anti-HNRNPD Antibody) at a dilution of 1/50.



In comparison with the IHC on the left, the same paraffin-embedded Human gastric cancer tissue is first treated with synthetic peptide and then with D264867(Anti-HNRNPD Antibody) at dilution 1/50.



Product Description

Pioneering GTPase and Oncogene Product Development since 2010
