

HMGR RABBIT PAB

货号: S217507

产品全名: HMGR 兔多抗

基因符号 LDLCQ3

UNIPROT ID: P04035 (Gene Accession - BC033692)

背景: HMG-CoA reductase is the rate-limiting enzyme for cholesterol synthesis and is regulated via a negative feedback mechanism mediated by sterols and non-sterol metabolites derived from mevalonate, the product of the reaction catalyzed by reductase. Normally in mammalian cells this enzyme is suppressed by cholesterol derived from the internalization and degradation of low density lipoprotein (LDL) via the LDL receptor. Competitive inhibitors of the reductase induce the expression of LDL receptors in the liver, which in turn increases the catabolism of plasma LDL and lowers the plasma concentration of cholesterol, an important determinant of atherosclerosis. Alternatively spliced transcript variants encoding different isoforms have been found for this gene.

抗原: Fusion protein of human HMGR

经过测试的应用: ELISA, WB, IHC

推荐稀释比: IHC: 50-100;WB: 500-2000;ELISA: 5000-10000

种属反应性: Rabbit

克隆性: Rabbit Polyclonal

亚型: Immunogen-specific rabbit IgG

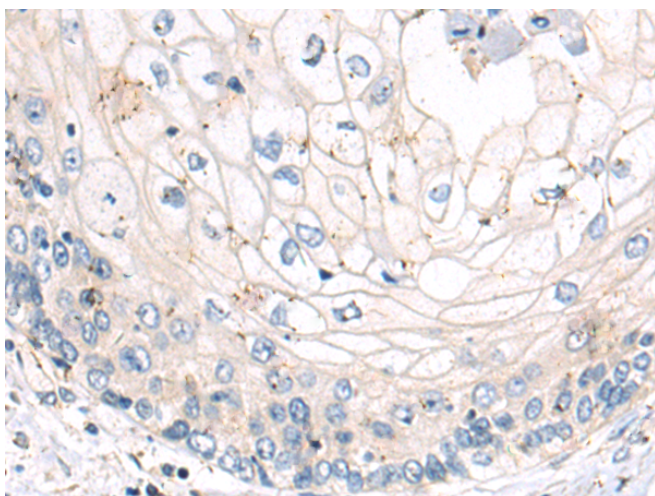
纯化: Antigen affinity purification

种属反应性: Human, Mouse, Rat

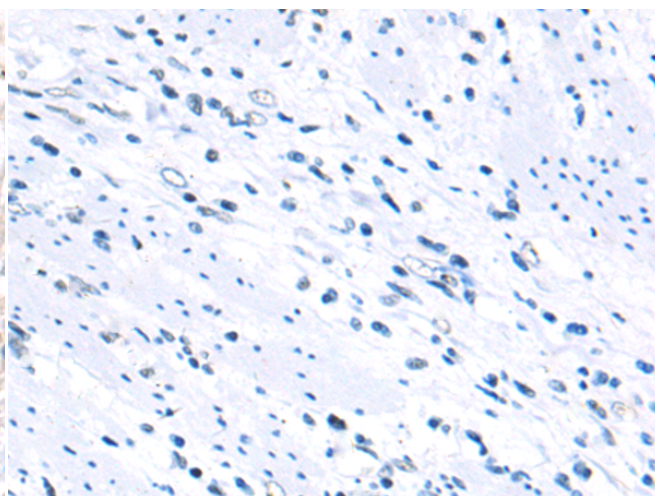
成分: PBS (without Mg²⁺ and Ca²⁺), pH 7.4, 150 mM NaCl, 0.05% Sodium Azide and 40% glycerol

研究领域: Metabolism, Cancer, Cardiovascular

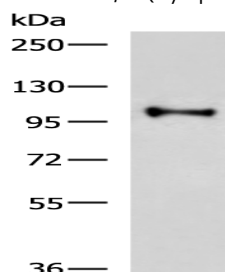
储存和运输: Store at -20°C. Avoid repeated freezing and thawing



Immunohistochemistry analysis of paraffin embedded Human esophagus cancer tissue using 217507(HMGR Antibody) at a dilution of 1/50(Cytoplasm).



In comparison with the IHC on the left, the same paraffin-embedded Human esophagus cancer tissue is first treated with the fusion protein and then with 217507(Anti-HMGR Antibody) at dilution 1/50.



Gel: 6%SDS-PAGE, Lysate: 40 µg;

Lane: Mouse brain tissue lysate;

Primary antibody: 217507(HMGR Antibody) at dilution 1/800;

Secondary antibody: HRP-conjugated Goat anti rabbit IgG at 1/5000 dilution;

Exposure time: 1 minute



Product Description

Pioneering GTPase and Oncogene Product Development since 2010
