

HMGA1 RABBIT MAB

货号: N262342

产品全名: HMGA1 兔单克隆抗体

基因符号 HMG R; HMG-I(Y); HMGA1; HMGA1A; HMGIY

UNIPROT ID: P17096

背景: HMG-I/Y bind preferentially to the minor groove of A+T rich regions in double stranded DNA. It is suggested that these proteins could function in nucleosome phasing and in the 3'-end processing of mRNA transcripts. They are also involved in the transcription regulation of genes containing, or in close proximity to A+T-rich regions.

抗原: A synthetic peptide of human HMGA1

经过测试的应用: WB,IHC-F,IHC-P,ICC/IF,IP

推荐稀释比: WB: 1/500-1/1000 IHC: 1/50-1/100 IF: 1/50-1/200 IP: 1/20

种属反应性: Rabbit

克隆性: Rabbit Monoclonal

克隆编号: R01-9D3

分子量: Calculated MW: 12 kDa; Observed MW: 18 kDa

亚型: IgG

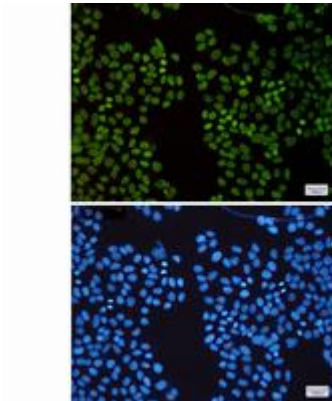
纯化: Affinity Purified

种属反应性: Human,Rat

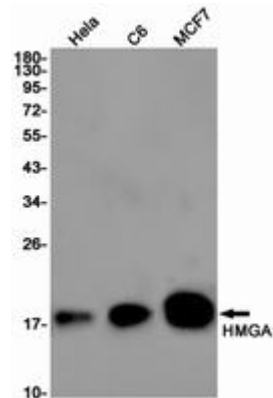
成分: PBS (without Mg²⁺ and Ca²⁺), pH 7.3 containing 50% glycerol, 0.5% BSA and 0.02% sodium azide

研究领域: Microbiology

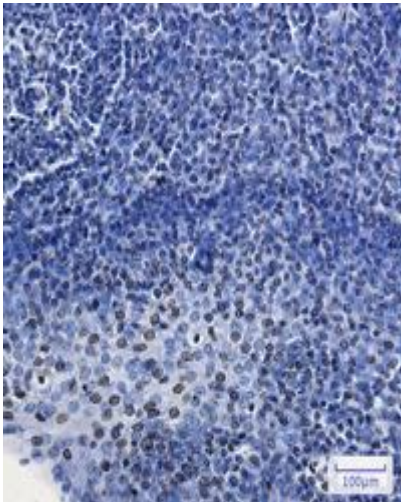
储存和运输: Store at -20°C. Avoid repeated freezing and thawing



Immunocytochemistry analysis of HMGAI (green) in HeLa using HMGAI antibody, and DAPI (blue)



Western blot analysis of HMGAI in HeLa, C6, MCF-7 lysates using HMGAI antibody.



Immunohistochemistry analysis of paraffin-embedded Human tonsil using HMGAI antibody. High-pressure and temperature Sodium Citrate pH 6.0 was used for antigen retrieval.