

HISTONE H2A.X RABBIT MAB

货号: N262330

产品全名: Histone H2A.X 兔单克隆抗体

基因符号 H2A.X; H2AFX; H2a/x; HIST5-2AX; Histone H2A.X

UNIPROT ID: P16104

背景: Variant histone H2A which replaces conventional H2A in a subset of nucleosomes. Nucleosomes wrap and compact DNA into chromatin, limiting DNA accessibility to the cellular machineries which require DNA as a template. Histones thereby play a central role in transcription regulation, DNA repair, DNA replication and chromosomal stability.

抗原: A synthetic peptide of human Histone H2A.X

经过测试的应用: WB,IHC-F,IHC-P,ICC/IF,IP

推荐稀释比: WB: 1/500-1/1000 IHC: 1/50-1/100 IF: 1/50-1/200 IP: 1/20

种属反应性: Rabbit

克隆性: Rabbit Monoclonal

克隆编号: R02-5E6

分子量: Calculated MW: 15 kDa; Observed MW: 15 kDa

亚型: IgG


纯化: Affinity Purified

种属反应性: Human, Mouse and Rat

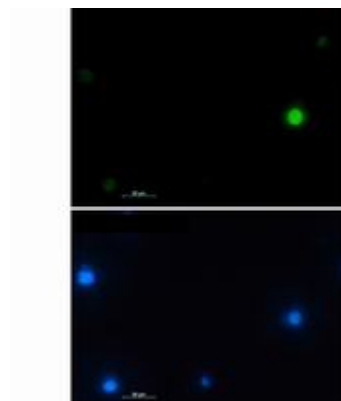
成分: PBS (without Mg²⁺ and Ca²⁺), pH 7.3 containing 50% glycerol, 0.5% BSA and 0.02% sodium azide

研究领域: Epigenetics and Nuclear Signaling


储存和运输: Store at -20°C. Avoid repeated freezing and thawing



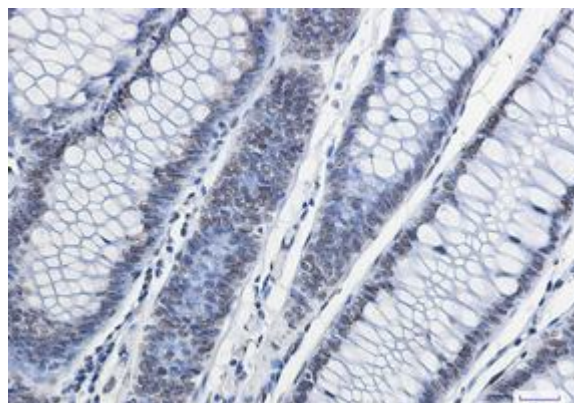
Western blot analysis of Histone H2A.X in 3T3, HeLa lysates using Histone H2A.X antibody



Immunocytochemistry analysis of Histone H2A.X (green) in HL-60 using Histone H2A.X antibody, and DAPI (blue).



Western blot analysis of Histone H2A.X in PC-12 lysates using Histone H2A.X antibody.



Immunohistochemistry analysis of paraffin-embedded Human colon cancer using Histone H2A.X antibody. High-pressure and temperature Sodium Citrate pH 6.0 was used for antigen retrieval.