

HISTONE H1.3 RABBIT MAB

货号: N262328

产品全名: Histone H1.3 兔单克隆抗体

基因符号 Histone H1c; Histone H1s-2

UNIPROT ID: P16402

背景: Histone H1 protein binds to linker DNA between nucleosomes forming the macromolecular structure known as the chromatin fiber. Histones H1 are necessary for the condensation of nucleosome chains into higher-order structured fibers. Acts also as a regulator of individual gene transcription through chromatin remodeling, nucleosome spacing and DNA methylation .

抗原: A synthetic peptide of human Histone H1.3

经过测试的应用: WB,IHC-F,IHC-P,ICC/IF

推荐稀释比: WB: 1/500-1/1000 IHC: 1/50-1/100 IF: 1/50-1/200

种属反应性: Rabbit

克隆性: Rabbit Monoclonal

克隆编号: R09-8H7

分子量: Calculated MW: 22 kDa; Observed MW: 30 kDa

亚型: IgG

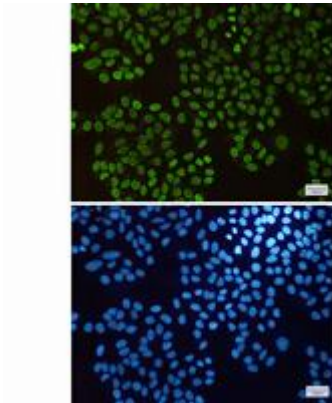
纯化: Affinity Purified

种属反应性: Human, Mouse and Rat

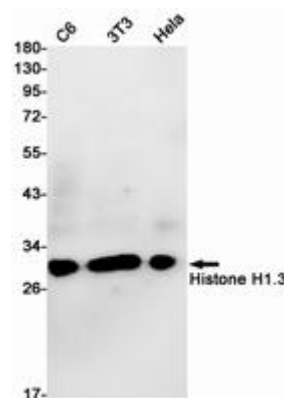
成分: PBS (without Mg²⁺ and Ca²⁺), pH 7.3 containing 50% glycerol, 0.5% BSA and 0.02% sodium azide

研究领域: Epigenetics and Nuclear Signaling

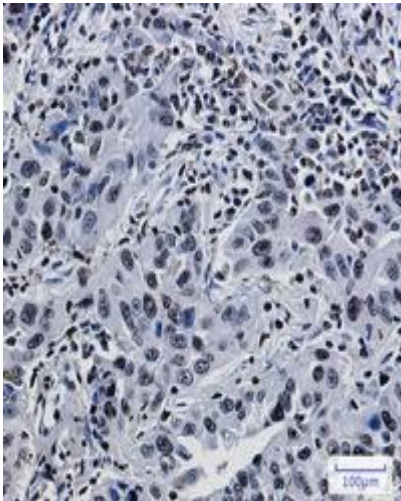
储存和运输: Store at -20°C. Avoid repeated freezing and thawing



Immunocytochemistry analysis of Histone H1.3 (green) in HeLa using Histone H1.3 antibody, and DAPI (blue)



Western blot analysis of Histone H1.3 in C6, 3T3, HeLa lysates using Histone H1.3 antibody.



Immunohistochemistry analysis of paraffin-embedded Human lung cancer using Histone H1.3 antibody. High-pressure and temperature Sodium Citrate pH 6.0 was used for antigen retrieval.