

## HIF1AN RABBIT PAB

货号: S218072

产品全名: HIF1AN 兔多抗

基因符号: FIH1

**UNIPROT ID:** Q9NWT6 (Gene Accession - BC007719)

**背景:** Hydroxylates HIF-1 alpha at 'Asp-803' in the C-terminal transactivation domain (CAD). Functions as an oxygen sensor and, under normoxic conditions, the hydroxylation prevents interaction of HIF-1 with transcriptional coactivators including Cbp/p300-interacting transactivator. Involved in transcriptional repression through interaction with HIF1A, VHL and histone deacetylases. Hydroxylates specific Asn residues within ankyrin repeat domains (ARD) of NFKB1, NFKBIA, NOTCH1, ASB4, PPP1R12A and several other ARD-containing proteins. Also hydroxylates Asp and His residues within ARDs of ANK1 and TNKS2, respectively.

**抗原:** Full length fusion 蛋白

**经过测试的应用:** ELISA, IHC

**推荐稀释比:** IHC: 25-100; ELISA: 5000-10000

**种属反应性:** Rabbit

**克隆性:** Rabbit Polyclonal

**亚型:** Immunogen-specific rabbit IgG

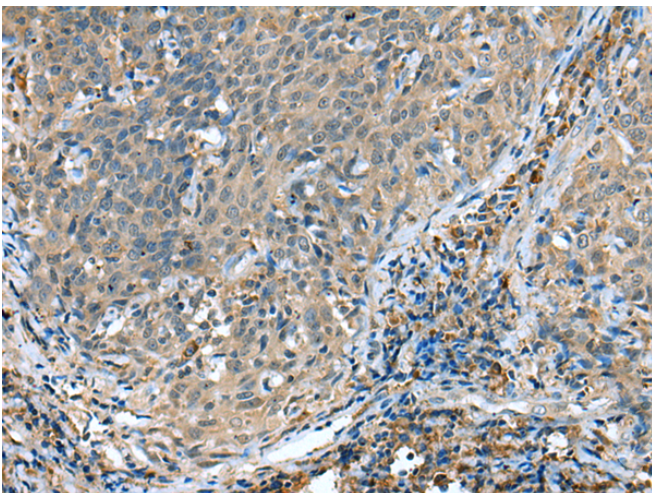
**纯化:** Antigen affinity purification

**种属反应性:** Human, Mouse

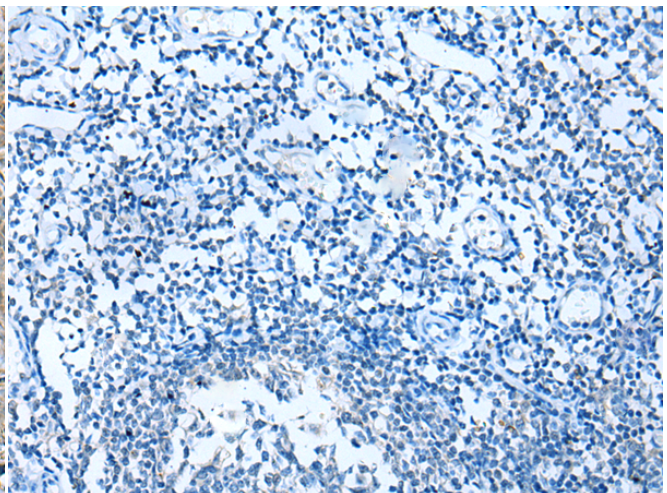
**成分:** PBS (without Mg<sup>2+</sup> and Ca<sup>2+</sup>), pH 7.4, 150 mM NaCl, 0.05% Sodium Azide and 40% glycerol

**研究领域:** Cardiovascular, Epigenetics and Nuclear Signaling

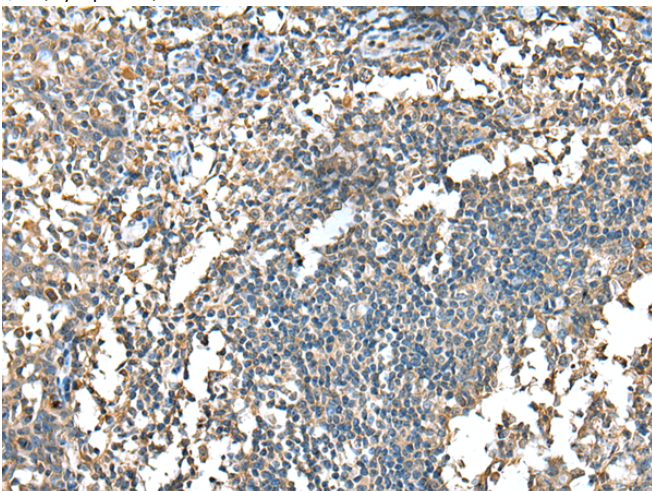
**储存和运输:** Store at -20°C. Avoid repeated freezing and thawing



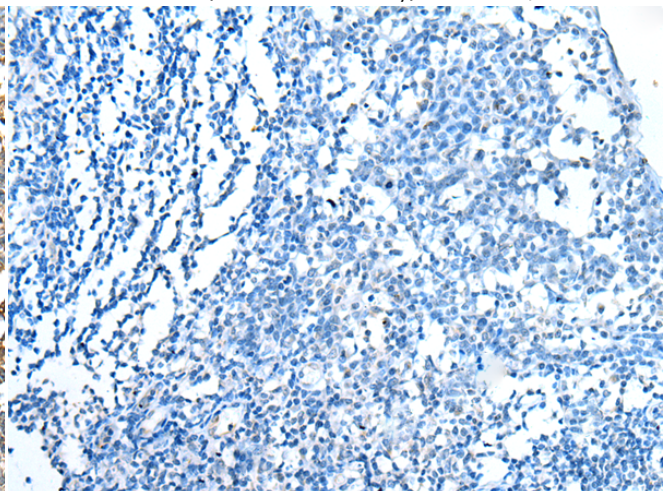
Immunohistochemistry analysis of paraffin embedded Human cervical cancer tissue using 218072(HIF1AN Antibody) at a dilution of 1/25(Cytoplasm).



In comparison with the IHC on the left, the same paraffin-embedded Human cervical cancer tissue is first treated with the fusion protein and then with 218072(Anti-HIF1AN Antibody) at dilution 1/25.



The image on the left is immunohistochemistry of paraffin-embedded Human tonsil tissue using 218072(Anti-HIF1AN Antibody) at a dilution of 1/25.



In comparison with the IHC on the left, the same paraffin-embedded Human tonsil tissue is first treated with fusion protein and then with D223653(Anti-HIF1AN Antibody) at dilution 1/25.



# Product Description

Pioneering GTPase and Oncogene Product Development since 2010

---