

HIF1A RABBIT PAB

货号: S211818

产品全名: HIF1A 兔多抗

基因符号: HIF1; MOPI; PASD8; HIF-1A; bHLHe78; HIF-1alpha; HIF1-ALPHA; HIF-1-alpha

UNIPROT ID: Q16665 (Gene Accession - BC012527)

背景: This gene encodes the alpha subunit of transcription factor hypoxia-inducible factor-1 (HIF-1), which is a heterodimer composed of an alpha and a beta subunit. HIF-1 functions as a master regulator of cellular and systemic homeostatic response to hypoxia by activating transcription of many genes, including those involved in energy metabolism, angiogenesis, apoptosis, and other genes whose protein products increase oxygen delivery or facilitate metabolic adaptation to hypoxia. HIF-1 thus plays an essential role in embryonic vascularization, tumor angiogenesis and pathophysiology of ischemic disease. Alternatively spliced transcript variants encoding different isoforms have been identified for this gene.

抗原: Fusion protein of human HIF1A

经过测试的应用: ELISA, IHC

推荐稀释比: IHC: 50-200; ELISA: 5000-10000

种属反应性: Rabbit

克隆性: Rabbit Polyclonal

亚型: Immunogen-specific rabbit IgG

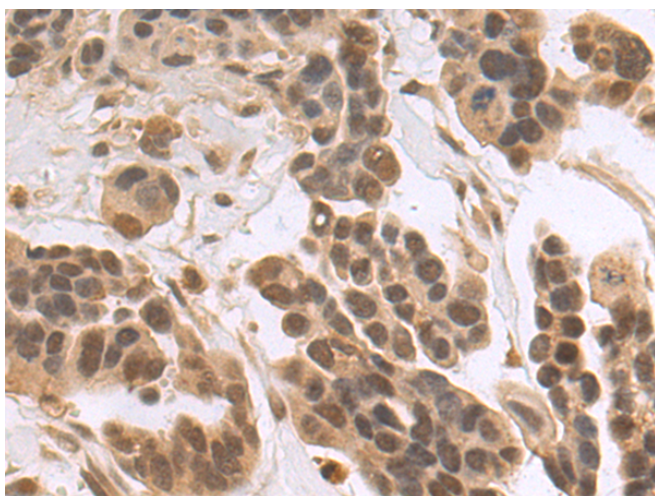
纯化: Antigen affinity purification

种属反应性: Human, Mouse, Rat

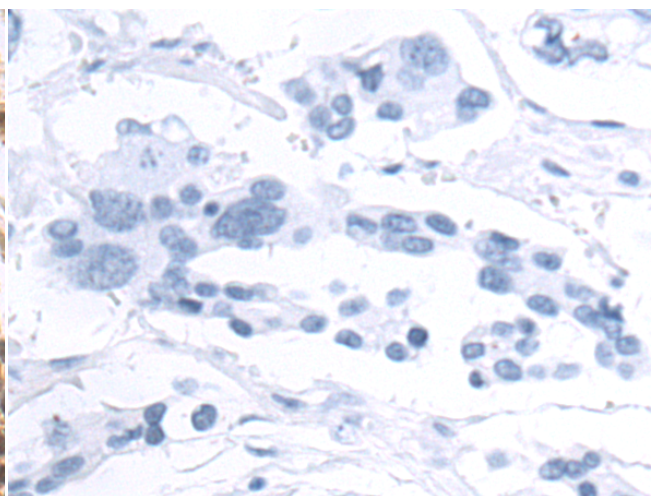
成分: PBS (without Mg²⁺ and Ca²⁺), pH 7.4, 150 mM NaCl, 0.05% Sodium Azide and 40% glycerol

研究领域: Cardiovascular, Epigenetics and Nuclear Signaling, Cancer, Metabolism

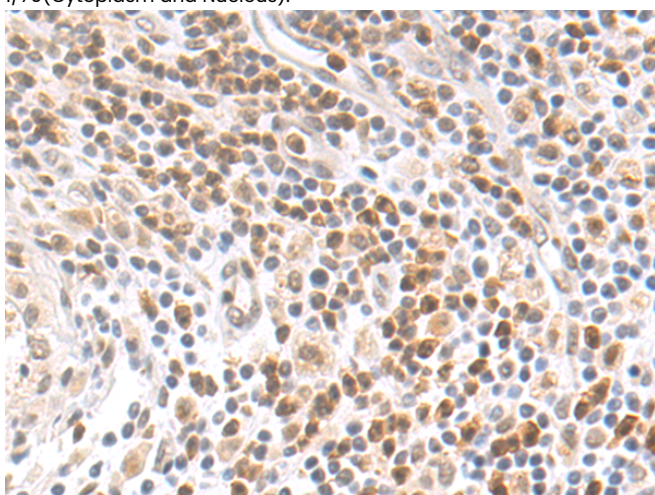
储存和运输: Store at -20°C. Avoid repeated freezing and thawing



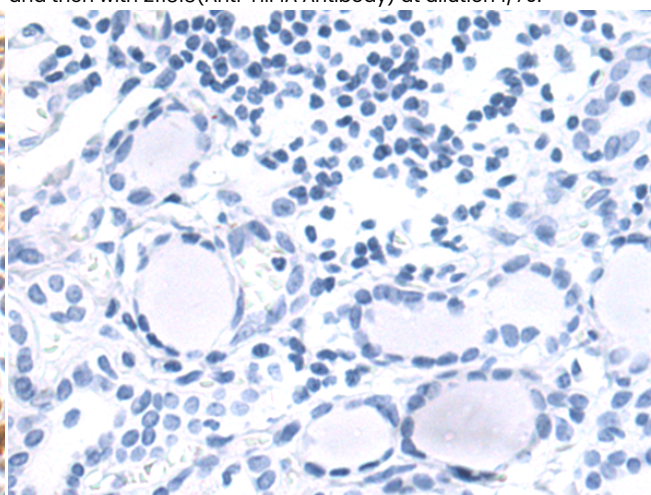
Immunohistochemistry analysis of paraffin embedded Human colorectal cancer tissue using 211818(HIF1A Antibody) at a dilution of 1/70(Cytoplasm and Nucleus).



In comparison with the IHC on the left, the same paraffin-embedded Human colorectal cancer tissue is first treated with the fusion protein and then with 211818(Anti-HIF1A Antibody) at dilution 1/70.



The image on the left is immunohistochemistry of paraffin-embedded Human thyroid cancer tissue using 211818(Anti-HIF1A Antibody) at a dilution of 1/70.



In comparison with the IHC on the left, the same paraffin-embedded Human thyroid cancer tissue is first treated with fusion protein and then with D120654(Anti-HIF1A Antibody) at dilution 1/70.



Product Description

Pioneering GTPase and Oncogene Product Development since 2010
