

HIF1 ALPHA RABBIT PAB

货号: N225367

产品全名: HIF1 alpha 兔多抗

基因符号 HIF1A; BHLHE78; MOP1; PASD8; Hypoxia-inducible factor 1-alpha; HIF-1-alpha; HIF1-alpha; ARNT-interacting protein; Basic-helix-loop-helix-PAS protein MOP1; Class E basic helix-loop-helix protein 78; bHLHe78; Member of PAS protein 1; PAS doma

UNIPROT ID: Q16665

背景: Hypoxia-inducible factor-1 (HIF1) is a transcription factor found in mammalian cells cultured under reduced oxygen tension that plays an essential role in cellular and systemic homeostatic responses to hypoxia. HIF1 is a heterodimer composed of an alpha subunit and a beta subunit. The beta subunit has been identified as the aryl hydrocarbon receptor nuclear translocator (ARNT). This gene encodes the alpha subunit of HIF-1.

抗原: The antiserum was produced against synthesized peptide derived from human HIF-1alpha. AA range:328-377

经过测试的应用: ICC/IF,WB,IHC-F,IHC-P,ELISA

推荐稀释比: WB: 1/500-1/1000 IHC: 1/50-1/100 IF: 1/50-1/200 ELISA: 1/10000

种属反应性: Rabbit

克隆性: Rabbit Polyclonal

分子量: Calculated MW: 93 kDa; Observed MW: 92-130 kDa

亚型: IgG

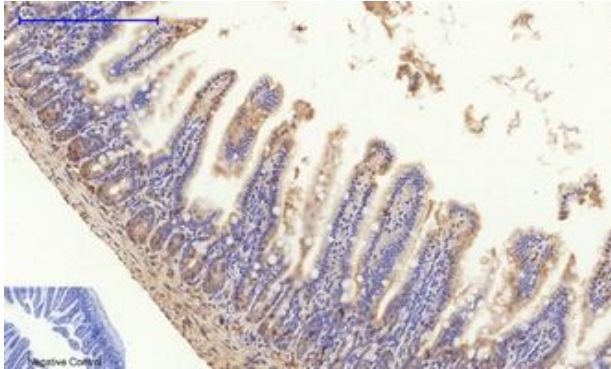
纯化: Affinity Purified

种属反应性: Human, Mouse and Rat


成分: PBS (without Mg²⁺ and Ca²⁺), pH 7.3 containing 50% glycerol, 0.5% BSA and 0.02% sodium azide

研究领域: Hypoxia Signal Transduction& Hypoxia-induced


储存和运输: Store at -20°C. Avoid repeated freezing and thawing



Immunohistochemistry analysis of paraffin-embedded mouse colon tissue using HIF1 alpha antibody. High-pressure and temperature Sodium Citrate pH 6.0 was used for antigen retrieval.



Immunohistochemistry analysis of paraffin-embedded rat lung tissue using HIF1 alpha antibody. High-pressure and temperature Sodium Citrate pH 6.0 was used for antigen retrieval.



Western blot analysis of HIF1 alpha in LOVO lysates using HIF1 alpha antibody.