

## GSK3 BETA (9B1) MOUSE MAB

货号: N261317

产品全名: GSK3 beta (9B1) 小鼠单抗

基因符号 GSK3B; Glycogen synthase kinase-3 beta; GSK-3 beta;  
Serine/threonine-protein kinase GSK3B

**UNIPROT ID:** P49841

背景: Glycogen synthase kinase-3 (GSK3) is a proline-directed serine-threonine kinase that was initially identified as a phosphorylating and inactivating glycogen synthase. GSK3B is involved in energy metabolism, neuronal cell development, and body pattern formation. In skeletal muscle, it contributes to insulin regulation of glycogen synthesis by phosphorylating and inhibiting GYS1 activity and hence glycogen synthesis.

抗原: Synthetic peptide conjugated to KLH.

经过测试的应用: WB, IHC-P

推荐稀释比: WB: 1/500-1/1000 IHC: 1/50-1/100

种属反应性: Mouse

克隆性: Mouse Monoclonal

克隆编号: 9B1-5C3-5G8

分子量: Calculated MW: 47 kDa; Observed MW: 47 kDa

亚型: IgG1

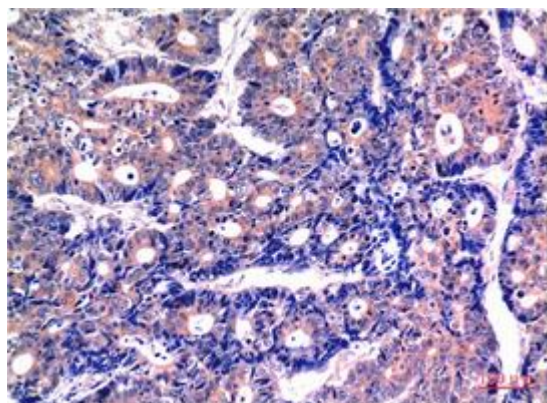
纯化: Affinity Purified

种属反应性: Human, Rat, Mouse

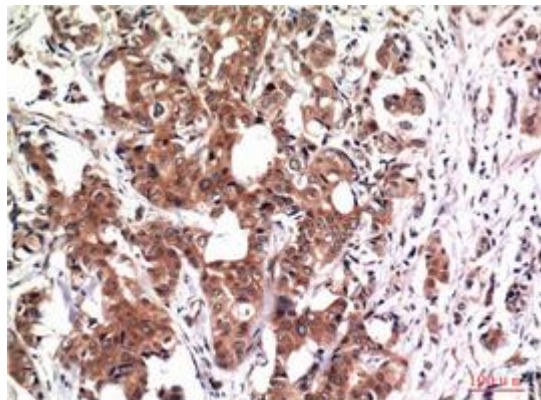
成分: PBS (without Mg<sup>2+</sup> and Ca<sup>2+</sup>), pH 7.3 containing 50% glycerol, 0.5% BSA and 0.02% sodium azide

研究领域: Neuroscience

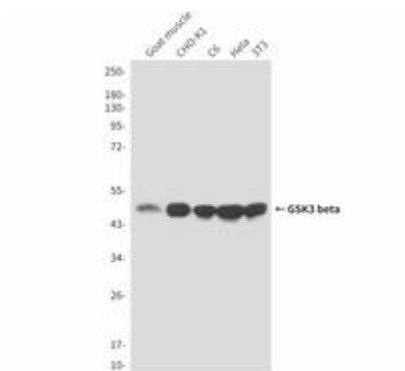
储存和运输: Store at -20°C. Avoid repeated freezing and thawing



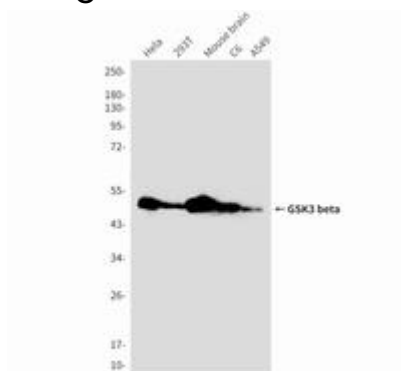
Immunohistochemical analysis of paraffin-embedded Human tonsils using GSK3 beta (9B1) antibody. High-pressure and temperature Sodium Citrate pH 6.0 was used for antigen retrieval.



Immunohistochemistry analysis of paraffin-embedded Human Breast Carcinoma Tissue using GSK3 beta (9B1) antibody. High-pressure and temperature Sodium Citrate pH 6.0 was used for antigen retrieval.



Western blot analysis of GSK3 beta (9B1) in Goat muscle, CHO-K1, C6, Hela, 3T3 lysates using GSK3 beta (9B1) antibody



Western blot analysis of GSK3 beta (9B1) in Hela, 293T, mouse brain, C6, A549 lysates using GSK3 beta (9B1) antibody.