

GRP78 BiP (9E4) MOUSE MAB

货号: N261401

产品全名: GRP78 BiP (9E4) 小鼠单抗

基因符号 HSPA5; GRP78; 78 kDa glucose-regulated protein; GRP-78; Endoplasmic reticulum luminal Ca(2+)-binding protein grp78; Heat shock 70 kDa protein 5; Immunoglobulin heavy chain-binding protein; BiP

UNIPROT ID: P11021

背景: When Chinese hamster K12 cells are starved of glucose, the synthesis of several proteins, called glucose-regulated proteins (GRPs), is markedly increased. Hendershot et al. (1994) (PubMed 8020977) pointed out that one of these, GRP78 (HSPA5), also referred to as 'immunoglobulin heavy chain-binding protein' (BiP), is a member of the heat-shock protein-70 (HSP70) family and is involved in the folding and assembly of proteins in the endoplasmic reticulum (ER).

抗原: Purified recombinant human BiP/GRP78 (C-terminus) protein fragments expressed in E.coli.

经过测试的应用: WB,IHC-F,IHC-P,ICC/IF

推荐稀释比: WB: 1/500-1/1000 IHC: 1/50-1/100 IF: 1/50-1/200

种属反应性: Mouse

克隆性: Mouse Monoclonal

克隆编号: 9E4-2A7-H6

分子量: Calculated MW: 72 kDa; Observed MW: 78 kDa

亚型: IgG1

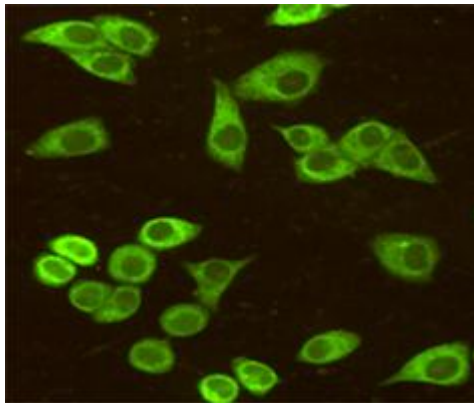
纯化: Affinity Purified

种属反应性: Human,Rat

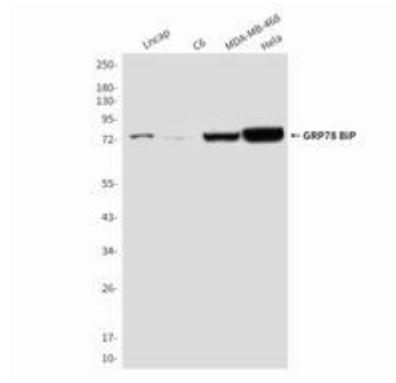
成分: PBS (without Mg²⁺ and Ca²⁺), pH 7.3 containing 50% glycerol, 0.5% BSA and 0.02% sodium azide

研究领域: Tags & Cell Markers

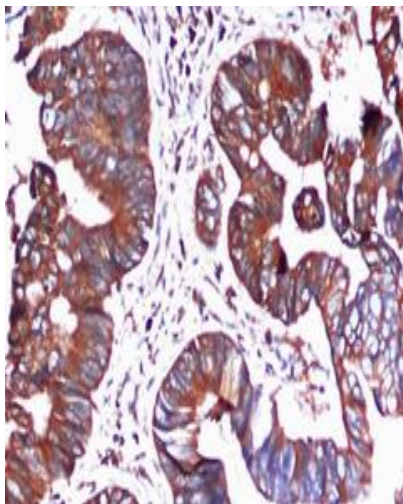
储存和运输: Store at -20°C. Avoid repeated freezing and thawing



Immunocytochemistry analysis of GRP78 BiP (9E4) in HeLa using BiP/GRP78 (Cterminus) antibody.



Western blot analysis of BiP/GRP78 (Cterminus) in HeLa, C6, Lncap and MDA-MB-468 lysates using BiP/GRP78 (Cterminus) antibody.



Immunohistochemistry analysis of paraffin-embedded Colorectal cancer using BiP/GRP78 (Cterminus) antibody. High-pressure and temperature Sodium Citrate pH 6.0 was used for antigen retrieval.